

CANADIAN PHILATELY – AN OUTLINE

A Summary of Collecting Areas and Interests
of British North America Collectors



John Burnett, Gray Scrimgeour, and Victor Willson

Published by the British North America Philatelic Society Ltd.

Copyright ©2008 by the BRITISH NORTH AMERICA PHILATELIC SOCIETY LTD.

Published by the British North America Philatelic Society Ltd.

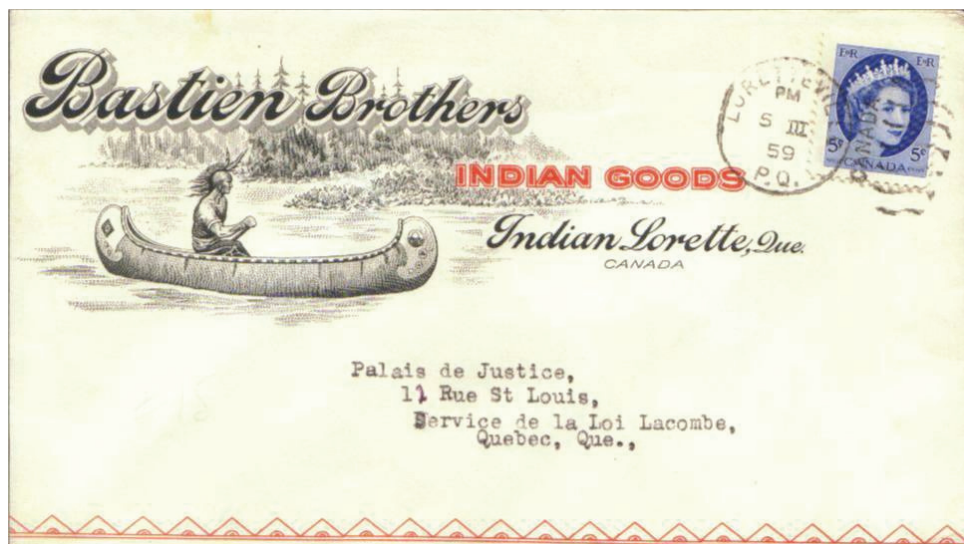
ISBN 978-1-897391-33-4 Canadian Philately- An Outline, November 2008.

Readers wishing to see the illustrations of this booklet in color may do so at the BNAPS web site: <http://www.bnaps.org/>

For information about the BRITISH NORTH AMERICA PHILATELIC SOCIETY LTD membership, please contact the Secretary at www.bnaps.org
Membership forms and information are available at that website.

CANADIAN PHILATELY – AN OUTLINE

John Burnett, Gray Scrimgeour, and Victor Willson



A summary of collecting areas and interests
of British North America collectors

Including stamps and other philatelic material of
Canada

British Columbia and Vancouver Island


New Brunswick

Newfoundland

Nova Scotia

Prince Edward Island

© British North America



Philatelic Society, 2008

Table of Contents

	Page
I. Purposes of the Handbook	3
II. Specialization: What Is It? An Example	3
III. 20 th Century Elizabethan Stamp Issues	8
IV. 20 th Century Edward/ George V/ George VI Stamp Issues	11
V. 19 th Century Dominion Period: Canada, NS, NB, PEI, NF, & BC ..	22
VI. 19 th Century Decimal Period: Canada, NS, NB, PEI, NF, VI & BC ..	31
VII. 19 th Century Pence Period: Canada, NS, NB, PEI, NF, VI & BC ..	37
VIII. French and British Period Philately (1685–1851)	43
IX. 19 th and 20 th Century Newfoundland	45
X. Special Production Studies	54
XI. Airmails	58
XII. Cancellations and Postmarks	62
XIII. Postal Stationery	69
XIV. Military Mail/War-Related	72
XV. Railway Mail	75
XVI. Thematic Collecting	78
XVII. Specialty Studies	80
XVIII. Revenues	87
XIX. Philatelic Literature	89
XX. Permit Marks and Meter Cancels	90
XXI. Major Societies Associated with Canadian Philately	91
XXII. Canadian Literature Resources	94

I. PURPOSES OF THE HANDBOOK

In 1981 Ed Richardson completed a project he had conceived and written himself to introduce the variety of collecting available in Canadian philately. One author (Vic Willson) participated marginally as a new collector of Canada but as an experienced editor and writer in social science research. That work, *Canada-B.N.A. Philately (an Outline)*, was intended for the neophyte, or the collector who collected “by Scotts” as Ed noted, to introduce them to the many collecting areas available to them. Ed was uniquely situated to write the pamphlet. No one, not even Fred Jarrett, collected more broadly than Ed Richardson, who once told Vic he had over 250 different, separate collections in all areas of Canada and its British North America (BNA) relatives, the colonies of New Brunswick, Newfoundland, Nova Scotia, Prince Edward Island, and Vancouver Island-British Columbia when they were separate stamp-issuing entities.

Ed’s product was supported and printed by the British North America Philatelic Society (BNAPS), Ed’s primary philatelic affiliation. BNAPS provided the 64-page booklet to new members. It became a classic soon after its issuance, and no other society or collecting group has produced anything comparable. Perhaps because Canada (and BNA) is sufficiently circumscribed yet still broad, it can be reasonably presented in such an overview form.

We have tried to summarize what can be found in each topic we have listed. This is *not* an encyclopedia—it does not give all information about the stamps or topics we discuss. We do try to give you the reader a sense of what will be needed to focus on each topic, including general statements about rarity, expense, or availability (these three are not the same thing; some very rare items catalogue for little because few people seek them out). Ed noted that Canada did not have the equivalent of the U.S. *Specialized Stamp Catalog*, but his booklet went far beyond what commercial specialized catalogues, even the U.S. specialized, have published.

II. SPECIALIZATION: What is it? An Example

The history of stamp collecting began with the pasting of 1d black stamps on walls in London, England in the 1840s. After a few other countries issued stamps, collecting progressed to pasting the stamps in ledger books. By the 1860s, sellers of stamps began advertising the sale of postage stamps of the world. Collecting became quite popular, and collectors tried to get an example of each stamp from issuing countries around the world, including both postage stamps and tax stamps. A few collectors in the 1800s began to require that the stamps remain on letters, called entires or covers. Some collectors only sought stamps from one country or political entity, such as the British Empire. This is how our specialization began.

Today specialization is a necessity for any collector because the time of being able to assemble a strong general, worldwide collection is past. Specialization means that one studies a particular aspect of collecting and seeks detail to the greatest possible extent. The choice of area is dictated by the availability of material, the costs associated with acquiring it, and the time and knowledge needed to make an in-depth study. In that sense, specialization has taken on the elements of research in

I. PURPOSES OF THE HANDBOOK

In 1981 Ed Richardson completed a project he had conceived and written himself to introduce the variety of collecting available in Canadian philately. One author (Vic Willson) participated marginally as a new collector of Canada but as an experienced editor and writer in social science research. That work, *Canada-B.N.A. Philately (an Outline)*, was intended for the neophyte, or the collector who collected “by Scotts” as Ed noted, to introduce them to the many collecting areas available to them. Ed was uniquely situated to write the pamphlet. No one, not even Fred Jarrett, collected more broadly than Ed Richardson, who once told Vic he had over 250 different, separate collections in all areas of Canada and its British North America (BNA) relatives, the colonies of New Brunswick, Newfoundland, Nova Scotia, Prince Edward Island, and Vancouver Island-British Columbia when they were separate stamp-issuing entities.

Ed’s product was supported and printed by the British North America Philatelic Society (BNAPS), Ed’s primary philatelic affiliation. BNAPS provided the 64-page booklet to new members. It became a classic soon after its issuance, and no other society or collecting group has produced anything comparable. Perhaps because Canada (and BNA) is sufficiently circumscribed yet still broad, it can be reasonably presented in such an overview form.

We have tried to summarize what can be found in each topic we have listed. This is *not* an encyclopedia—it does not give all information about the stamps or topics we discuss. We do try to give you the reader a sense of what will be needed to focus on each topic, including general statements about rarity, expense, or availability (these three are not the same thing; some very rare items catalogue for little because few people seek them out). Ed noted that Canada did not have the equivalent of the U.S. *Specialized Stamp Catalog*, but his booklet went far beyond what commercial specialized catalogues, even the U.S. specialized, have published.

II. SPECIALIZATION: What is it? An Example

The history of stamp collecting began with the pasting of 1d black stamps on walls in London, England in the 1840s. After a few other countries issued stamps, collecting progressed to pasting the stamps in ledger books. By the 1860s, sellers of stamps began advertising the sale of postage stamps of the world. Collecting became quite popular, and collectors tried to get an example of each stamp from issuing countries around the world, including both postage stamps and tax stamps. A few collectors in the 1800s began to require that the stamps remain on letters, called entires or covers. Some collectors only sought stamps from one country or political entity, such as the British Empire. This is how our specialization began.

Today specialization is a necessity for any collector because the time of being able to assemble a strong general, worldwide collection is past. Specialization means that one studies a particular aspect of collecting and seeks detail to the greatest possible extent. The choice of area is dictated by the availability of material, the costs associated with acquiring it, and the time and knowledge needed to make an in-depth study. In that sense, specialization has taken on the elements of research in

any discipline. One need not conduct research to have a successful specialization, but it is often the case that new discoveries are made in the process of finding and adding material. Consider specialization in the Edward VII issue of 1903–1911. A comprehensive collection could include the following:

Essays: drawings, compositions, die essays in various colors

Die proofs: trial colors, finished colors, in large and small formats


Plate proofs and imperforate printed stamps

Issued stamps, used and unused in single and multiple stamp formats

Specimen stamps, plate layout markings such as numbers and letters, multiples showing plate layouts

Plate varieties, re-entries, paper varieties such as paper type and color/tint, perforation varieties

Booklets and booklet panes, plate layout: imperforate tete-beche pane



Coil stamps: experimental coil stamp strips, paste-up pairs and strips

Cancellations on stamps, on multiples, and on covers used in period

Stamp usages on cover: principal uses for each stamp, make-up rates for covers showing changes in rates, and covers showing destinations and routes

Territorial and provincial usages on stamps and covers

Precancels and perfins on stamps

Postal stationery: envelopes, postal cards, postbands, wrappers, die proofs of envelopes

Permit mail examples

A number of Edward issue collections have been formed over the last 50 years, including those of George Marler, Ed Richardson, Harry Lussey, and most recently the “ASTOC” collection of Alan Selby. All included material from most of the listing above. Other specialty areas are quite different. For example, a specialization in squared circle cancellations will typically include for each cancellation:

Proof cancellations if they exist

Early and late dates of usage

Time markings

Significant wear or changes made to the canceling device

Usage on stamps contemporary to the period of use

Usage on covers contemporary to the period of use

Combination covers with two different cancels.

Since there are well over 300 different squared circle cancels spanning the early 1890s into the Edward period for some and much later for a few (some with many time marks), the number of possible items to collect is in the thousands. In the past, several very extensive collections have been formed, notably that of Jim Hennok as well as those of Nels Pelletier, Glenn Hansen, and Jim Moffat.

Specialization is what you make it. There are no rules for collecting, and

collectors are free to define their collections as they wish. They should have a moral responsibility to share things that they learn with others, although the idiosyncratic nature of collecting sometimes makes it a very solitary and contemplative effort. While we wish all the collectors would share their knowledge, it often is lost and it must be rediscovered.

Although one can accumulate a specialty

collection alone, this is much more difficult than collecting in concert with others through collector societies, study groups, stamp clubs, and newsletters, books, and stamp and auction catalogues. All of these provide information on the subject. No serious collector works without a reference library. It may consist of notes, articles, or the materials mentioned above, but such material is critical to understand and extend the specialty area. For example, knowing the proof dates for squared circle devices permits the search for early uses and the detection of flaws and breaks in devices.

This booklet elaborates some of the specializations the reader can study. The journey never ends, and there is no such thing as completion in any significant specialty field. New discoveries are still being made in every aspect of BNA philately. You are invited to join that exciting search. Even if you do not make a discovery yourself, you will participate in the understanding of Canadian history and development. Good hunting.



Exhibiting

A few comments on exhibiting: collecting is not the same as exhibiting. Collections often include multiple examples of the same type of item, while exhibiting requires selecting special examples from the collection. Some collectors mount collections



and exhibits separately, with reference material, duplicates, and unattractive but essential items kept in the collection but seldom displayed. Exhibiting may not be for everyone; it is usually competitive, and not all collectors have a desire to be competitive. While a collector can do as he wishes, when exhibiting the collector must follow certain rules and requirements for acceptance in a show, and further requirements if one desires high-level awards. For new exhibitors, there can be hard lessons to learn. They know their material well, and organize it according to their interests and knowledge. Unfortunately, that knowledge does not always translate into a meaningful visual display. Having every known cancel on one stamp is a wonderful collection but for general viewers it can make an incredibly boring exhibit. Major criteria considered by judges in making their assessments are—in order—material (its condition, difficulty of acquisition, and suitability), proper description of the material, and its organization. However, exhibiting is a visual activity. An exhibit should have visual attraction and tidiness as well as show the particular important elements of the chosen topic. Various national groups as well as the American Association of Philatelic Exhibitors have provided information on effective exhibiting. We note this as experienced exhibitors. While we have had our

share of triumphs, we also have had the experiences of awards significantly below what we expected. Almost invariably, our own limitations in conveying the intent and information have led to the level of award we received. Once you have specialized sufficiently, sharing your knowledge and philatelic material with others can be accomplished through exhibiting. Remember that all exhibitors had to start once—had to try that first, experimental exhibit.

Writing about Stamps

A note about writing: when you have achieved a level of knowledge about your collecting area so that you know what you have, what you do not have, and what there is to obtain, you might get the writing bug. Writing about your material can accomplish many purposes. One is to share your knowledge with others. Another is to promote your own material. Expertise usually requires significant investment. Inevitably your material will need to be sold or given away, perhaps for charitable contributions. Making more people aware of its significance has the potential to generate new collectors for it. The development of new collectors raises the competitive prices for your material, especially the items limited in number or availability. Finally, writing about your material can be its own reward. Even if you have never written before, editors of stamp magazines and society journals are generally very supportive of new writers and they can help you develop your skills.

Organization of This Work

This booklet follows the general principle that Ed Richardson began, to provide a brief summary of the collecting areas that we and our friends who reviewed the table of contents determined to be currently active. We changed the order of topics a bit from Ed's. For one thing, rather than start with reference information, we put it at the back, instead focusing on the kinds of things a new collector might choose. With that in mind, we reversed the stamp collecting topics, beginning with the most modern material and working back toward the earliest stamps. Since stamps are the area most collectors begin with, they precede more specialized kinds of collecting. With this modified order, we make no claim about importance or interest.

Acknowledgements

We want to thank all the folks who so graciously gave of their time to help us. First, we owe a debt of gratitude to Bill Pawluk, who as President of BNAPS simply said "This is good for philately" and "I support you in this endeavor," and to BNAPS for the money the society put up to see this book published. We must also acknowledge the support of the two BNAPS Study Group Chairmen, Jim Hansen and Barry Brown, who did all they could to get study group members to support our effort. Others we must acknowledge for their work are Chris Anstead, Cec Coutts, Bob Dyer, Charles Firby, Bob Forster, Dale Forster, Maurice Guibord, Peter Jacobi, Stephen Prest, Chris Ryan, Mike Street, and C. A. Stillions. We apologize for any omission we have made from this list. We want also to especially thank our two coauthors, without whose help and expertise this book would never have gotten off the ground. Errors and omissions remain the responsibility of the authors.

III. 20TH CENTURY ELIZABETHAN STAMP ISSUES

Queen Elizabeth II Era

Starting in 1953 and still today, the stamps and postal history of the era of Queen Elizabeth II are the most popular and largest collecting area within Canadian philately. We have elected to break this Elizabethan era into three time periods.

1953–1978, the Early Years

During the early years of Elizabeth's reign, six sets of definitive stamps were issued.



Each is readily available and there are no real rarities in the group. There are many recorded instances of mis-perfs, missing colors, and other small printing irregularities. This was the era when phosphorescence made its debut, so a black light (ultraviolet lamp) becomes a requirement for the collector.

Commemorative stamps abound for the collector who wishes to form a topical collection. One particular series that has continued into today's stamps is the "Wildlife" series. Canada also issued its first se-tenant commemorative stamps, a block of four dedicated to recreational sports.

There is one big rarity in the commemoratives—the famous St. Lawrence Seaway invert. This is an expensive stamp for a collector to obtain.

One particularly popular set of stamps was issued in 1967 to honor Canada's Centennial. Study groups in several societies support research on this Centennial Issue alone.

In 1976, the Olympics were held in Montreal and there are many collectible stamps honoring this event, including Canada's first semi postal stamps. These semi postal stamps are not very expensive but finding them on cover is a tough search because they were not very popular with Canadians.

1979–1994, the Middle Years

Four new definitive series of stamps were issued in the middle years, and many of these definitives included the new Canadian flag. Canada's new flag first made its appearance on a stamp in 1967, and the use of the flag in designs for definitive stamps continues. Canadian stamps with her new flag are an area of Canadian philately that begs some serious study. These stamps are colorful, some are quite small, and many designs are found with multiple values on them. These stamps were produced as booklets, coils, and sheet stamps.

Canada Post averaged thirty-some commemorative stamps per year during this period, and many of these stamps have ongoing themes. One could collect stamps dedicated to subjects such as aircraft, the arts, or Canadian Indian Artifacts. Some of the stamps produced for the art series are wonderful oversized examples that present a terrific page display. The celebration of Canada Day on July 1 each year has seen on occasion as many as 12 commemorative stamps issued as a se-tenant block at one time.

The collector who is trying to figure out what topical they might look into would be wise to use a catalogue such as *The Unitrade Specialized Catalogue of Canadian Stamps*, where they will find a handy listing of the various topicals available to them for study. A number of other catalogues are available for this purpose.

A number of high-value definitive stamps were issued. These stamps are relatively easy to find on cover or parcel wrapper because the postage rates in Canada have risen regularly, making the use of such high-value stamps a common occurrence. Many varieties such as imperforate or part perforate stamps, missing colors, misprinted or doubled printings, untagged errors, etc. occurred during this period due to quality control problems in printing.

During the Elizabethan era, we saw a great jump in the number of miniature panes and souvenir sheets issued by Canada Post. We fear many of these were created for the stamp collector; finding them used correctly for postal purposes and in period is very difficult.

The Elizabethan era has seen a surge in the number of booklets issued. Some are what Canada Post calls "Prestige" booklets; these honor a particular company such as Canadian Tire and have a number of pages telling the story of the company. These have not proven particularly popular with the general collector but the companies honored have used the stamps and they are out there to be collected.

Regular booklets are also being produced at an ever-increasing rate. The collector who elects to collect booklets should consider two copies of each booklet, one to show it as it was sold closed and one to show it in exploded (taken apart) form. Used panes can also be collected on- and off-cover, but are difficult to find except as collector-generated items.



1995 Onward, the Later Years.

One of the most significant issues of this later era was the “Historic Land Vehicles” issue that came out over a four-year period (from 1993 to 1996) with individual souvenir sheets of six. The difficulty with this series is that there were 25 stamps

issued and only by purchasing the final full pane could one get the Bricklin SV-1 Sports Car stamp. This stamp will prove to be a difficult find for the collector.

Another great series was started in 1997; the Lunar New Year stamps ran annually through 2007. These stamps won many awards for design over the years, and generally were well accepted by the public. There are some minor varieties available but none would break the bank.

The International rate stamp of the Lunar New Year commemorative stamps was available only on the souvenir sheet from 1999 onward. This makes them hard to find properly used postally on mail going overseas. Collectors of modern Canadian stamps will find that there are stamps that are less common than most.

In 1998 Canada started issuing some very well designed and oversized high value definitive stamps, including the \$8 grizzly bear definitive stamp. This stamp was recently voted Canada’s best designed and most popular stamp. This was the first time a new design had replaced the venerable Bluenose stamp as Canada’s most popular stamp.

Canada’s issues for the Millennium could create a full collection. On September 15, 1999, Canada Post issued a limited edition book containing 2 stamps per page, limited to 200,000 copies. A few of these stamps have found their way onto mail, so used stamps and covers can be found but they are not common. The cataloguing companies were not going to assign catalogue numbers to these stamps because of their limited release. As a result, Canada Post reissued these stamps in 17 blocks of 4 over a 3-month period in 2000.

Canada Post continues to issue great numbers of good looking stamps as single stamps, coil stamps, booklets, souvenir sheets, and miniature panes. There are many new theme stamps being produced today: Canadian universities, movie stars, entertainers, hockey players, and the very popular birds series to name a few.



Modern postal history is not as easy to collect as you might think. Fewer people use stamps and fewer post offices apply stamps at the counter. Finding these stamps properly used in period to foreign destinations is a very challenging task because commercial mail is most commonly franked with meters. Meter covers are certainly collectible, but such mail does not have the wide interest that stamped mail does.

Other Collectible Elizabethan Era Material

As Canada delved into the technique of phosphorescence on stamps, the initial trials were less than successful because the phosphor bled into the stamps, creating an unreadable bar. These early stamps were put in “Cello Paqs” (see section X), and these packed stamps have become very collectible.

The earlier stamps of the Elizabethan era saw a number of stamps overprinted either OHMS or G for official use. Some of these overprints are quite hard to find because there are some printing varieties.

Many collectors like to collect the four corner plate blocks of stamps. We do not find plate numbers on all stamps but there is usually some form of mark in the selvage of the stamps. With the advent of very high value stamps such as the \$8 grizzly bear, the sheet quantity has been low. This stamp was issued in a sheet of four only.

In the later period of the Elizabethan era, Canada Post has issued stamps that are neither square nor rectangular. These include balloon stamps that are triangular, mountain stamps that have the profile of a mountain, a round stamp in the shape of a golf ball, some miniature panes that require the selvage to complete the picture, and both the Year of the Ram and the Youth Sports stamps that defy description.

IV. 20TH CENTURY EDWARD/ GEORGE V/ GEORGE VI STAMP ISSUES



The Stamps and Philately of King Edward VII

Stamps. Stamps for the era of Edward's reign were delayed for several years after his accession, probably to use up the many Victoria stamps already in stock. The only definitive series was issued between 1903 and 1908. Values of 1, 2, 5, 7, and 10¢ were issued in 1903, while 20¢ and 50¢ values were delayed until 1904 and 1908 respectively, until stocks of high value Victoria stamps

were used up. Essays, die proofs in black and in various colors, and plate proofs are found for these values in different numbers and variety. Stamps are collected as singles, blocks, and plate number blocks. Many plates were used for the 1¢ and 2¢

Modern postal history is not as easy to collect as you might think. Fewer people use stamps and fewer post offices apply stamps at the counter. Finding these stamps properly used in period to foreign destinations is a very challenging task because commercial mail is most commonly franked with meters. Meter covers are certainly collectible, but such mail does not have the wide interest that stamped mail does.

Other Collectible Elizabethan Era Material

As Canada delved into the technique of phosphorescence on stamps, the initial trials were less than successful because the phosphor bled into the stamps, creating an unreadable bar. These early stamps were put in “Cello Paqs” (see section X), and these packed stamps have become very collectible.

The earlier stamps of the Elizabethan era saw a number of stamps overprinted either OHMS or G for official use. Some of these overprints are quite hard to find because there are some printing varieties.

Many collectors like to collect the four corner plate blocks of stamps. We do not find plate numbers on all stamps but there is usually some form of mark in the selvedge of the stamps. With the advent of very high value stamps such as the \$8 grizzly bear, the sheet quantity has been low. This stamp was issued in a sheet of four only.

In the later period of the Elizabethan era, Canada Post has issued stamps that are neither square nor rectangular. These include balloon stamps that are triangular, mountain stamps that have the profile of a mountain, a round stamp in the shape of a golf ball, some miniature panes that require the selvedge to complete the picture, and both the Year of the Ram and the Youth Sports stamps that defy description.

IV. 20TH CENTURY EDWARD/ GEORGE V/ GEORGE VI STAMP ISSUES



The Stamps and Philately of King Edward VII

Stamps. Stamps for the era of Edward's reign were delayed for several years after his accession, probably to use up the many Victoria stamps already in stock. The only definitive series was issued between 1903 and 1908. Values of 1, 2, 5, 7, and 10¢ were issued in 1903, while 20¢ and 50¢ values were delayed until 1904 and 1908 respectively, until stocks of high value Victoria stamps

were used up. Essays, die proofs in black and in various colors, and plate proofs are found for these values in different numbers and variety. Stamps are collected as singles, blocks, and plate number blocks. Many plates were used for the 1¢ and 2¢

values. Booklets were printed from special plates and are expensive. Coil stamps were first experimented with for the 2¢ value, and most are great rarities. The lower values have some printing varieties to collect.

The second commemorative series was issued in 1908 for the tercentenary of the discovery of Canada by Cartier. A series with ½, 1, 2, 3, 5, 7, 10, 15, and 20¢ stamps was issued. Essays, die and plate proofs, and imperforate varieties are collected. There also are plate number blocks to collect.



Postage due stamps were introduced in 1906. There have been excellent collections formed from the various issues, produced until 1978.

Postal History. As with Victoria material, Edward definitive covers to destinations other than the U. S., United Kingdom, Germany, and France are generally scarce to rare. As in the Victorian era, covers to exotic destinations are

hard to find. Registered material to foreign countries is a bit more obtainable than in the 19th century but still scarce. Domestic mail includes special delivery, registration, and rare insured mail. Insurance became available at a varying fee depending on value, and covers with either Insured or Assuré stickers, or manuscript docketing, are expensive. The 20¢ and 50¢ are scarce to rare on cover. Registered bank mail for bundles of bank notes or gold are the most common domestic usages. The 20¢ can be found used overseas paying triple UPU rate with registration. Few examples of the 50¢ used on overseas mail exist.

Tercentenary Issue. The Tercentenary issue celebrated 300 years of Quebec's founding through a set of 9 commemorative stamps, including ½, 1, 2, 3, 5, 7, 10, 15, and 20¢ values issued in July 1908.

Preproduction. Essays of the ½¢ and 2¢ exist. Trial color die proofs exist of all values, as well as small and/or large die proofs of all values.

Production. Stamp sheets were 10 x 10 with an imprint at the top. Imperforate stamps exist for all values, both ungummed and gummed, probably one sheet of each. Re-entries are found on the ½¢, 1¢, and 5¢ stamps. The ½¢ stamp only had real postal purpose for a short time, as the under-1oz newspaper rate was eliminated in May 1909.



Postal history of this issue is difficult to collect because there was little usage to foreign countries; it is expensive when located. The 15¢ and 20¢ are particularly difficult to find on cover for non-philatelic use.

The Stamps and Philately of King George V

Admiral Issue. During its 17-year life, the Admiral issue saw major advancements as well as a few setbacks in stamp-printing technology, and many innovations in postal operations. Including color changes, there were just 22 designs, but with booklets, coils, new and modified dies, over 700 plates, overprints, new printing techniques, and postal rate changes, there is a wealth of material to collect and study. Even today, almost a century after the first stamps in the series were issued, significant new discoveries are being made. Although more than 15 billion Admiral stamps were produced, many varieties are amazingly scarce and a challenge to acquire.

The Admiral period starts in December 1911 with the 1¢ green and 2¢ carmine. Nominally it ends in 1928, when the KG V Scroll definitives appeared, but the Admirals were not entirely replaced by their Scroll counterparts until 1929, and one Admiral stamp, the 3¢ carmine perf 12 by 8, was issued in 1931 (printed in 1926).

The design, common to all values, shows King George V in an admiral's uniform, hence the name of the issue. The King's vignette is based on a composite of two photographs, one by W. & D. Downey and the other by H. Walter Barnett. The vignette was engraved by Robert Savage of American Bank Note Co. (ABN) in New York. ABN printed the stamps at its facilities in Ottawa, which became a subsidiary, the Canadian Bank Note Co. (CBN) in 1923.



The initial issue (in December 1911 and January 1912) consisted of seven values (1¢ green, 2¢ carmine, 5¢ blue, 7¢ bistre, 10¢ plum, 20¢ olive, and 50¢ black) that replaced the KE VII issue. As a result of postal rate changes, four new denominations were issued and some existing stamps underwent color changes. In an unsuccessful experiment, the 3¢ carmine was overprinted 2¢ in 1926.

Several Admiral stamps were issued to pay war taxes imposed by the Special War Revenue Act that took effect on April 15, 1915. A 1¢ green War Tax stamp was issued to pay the war tax on first class mail, both domestic and to preferred-rate destinations (U.S., Mexico, and British Commonwealth). On January 1, 1916, this stamp was replaced by a 2¢+1¢ denomination that covered both the domestic rate and the war tax. Some Admiral stamps were issued to pay war taxes on other than postal services. A 2¢ carmine War Tax stamp paid the "stamp tax" on cheques and other financial instruments. Its postal usage was quite small. The Inland Revenue Department overprinted the 5¢ blue, 20¢, and 50¢ Admiral stamps with the words "War Tax" and "Inland Revenue War Tax" for fiscal usage, and in a circular to

postmasters dated May 20, 1915, the Post Office stated that these stamps were not acceptable for the payment of postage.

ABN prepared a master die containing the design elements common to all values. The printer then produced a secondary die for each value on which the missing features (primarily the denomination) were engraved. During the course of making plates, ABN found that the upper right vertical line inside the frame grew progressively weaker on the secondary dies. To correct this defect, ABN strengthened the line by retouching many subjects of many plates, notably plates 19 and 20 of the 5¢ violet and plate 9 of the 20¢. For the 1¢ green and 2¢ carmine, ABN retouched the die itself. Stamps from the original die and the retouched die are readily distinguishable. ABN also produced new dies during the course of printing the 1¢ yellow, 3¢ carmine, and the 2¢+1¢ War Tax. The 2¢+1¢ War Tax was printed in carmine and brown. Both colors exist in Die I and Die II printings.

A variety of die proofs exists although quantities are very low. There are proofs created both before and after the die was hardened, proofs of dies that were never used in production, proofs in unissued colors, proofs in black, and proofs of unissued stamps.

Admiral stamps were issued in three formats: panes of 100, booklets, and coils. Most of the panes were printed from plates of 400 subjects. The initial printings of the 5¢ blue, 7¢ bistre, 10¢ plum, 20¢, and 50¢ were from plates of 200 subjects. Two plates of the 1¢ green, plates 43 and 44, also had 200 subjects. Some sheet stamps were produced from plates manufactured expressly for coils.

Initially the plates of 400 had a horizontal and vertical gutter separating the panes. At the beginning of 1914, ABN did away with the gutters. The sheets were guillotined into panes before they were perforated so the space between adjacent panes was not perforated. As a result, from 1914 onwards, the stamps bordering an adjacent pane had a straight edge along the border.



The stamps were printed on unwatermarked, vertical wove paper. At least three values, the 2¢ carmine, 2¢ green, and 10¢ blue, also exist on a horizontal wove paper, but are scarce. Initial printings of the 1¢ green and 2¢ carmine booklet stamps were issued on horizontally wove paper, but they are scarce too. The consistency and thickness of the paper varied over the life of the issue. There are well-known,

fairly common thin paper varieties on the wet printings of the 2¢ green and the 5¢ violet. This paper is readily distinguishable by the grain of the paper, which appears

as a lattice pattern when held to the light. There are less well-known and relatively scarce thin paper varieties on the dry printings of the 2¢ green and 7¢ red brown.

The Admiral sheet stamps were perforated by a line perforator after they were guillotined. The gauge varied from 11.7 to 12.0. The value quoted in the catalogues, 12, is a nominal value.

With such a large number of stamps printed over such a long period, there were inevitable color shades. Among the most elusive are the 2¢ pink and the 7¢ sage green. ABN imported the ink used to print the stamps from Germany. This source was cut off during the First World War, so ABN had to switch to other suppliers and ink formulas. This gave rise to some of the shade variations. It also gave rise to an interesting but little known fluorescent ink variety on the 2¢ carmine and 2¢ War Tax. The 3¢ carmine exists only with this fluorescent ink.

The Admiral plates featured several sought-after marginal markings. During the KE VII period, ABN started punching printing order numbers on the plate, usually near the plate imprint, and this practice continued for several years into the Admiral period. If a plate was used to fulfill more than one order, the previous number was typically defaced and the new number added. A few plates have three to four of the order numbers.

Until 1916, plates had an imprint in the top margin of each upper pane and in the bottom margin of each lower pane. In late 1916, ABN began putting a band of lathework or engine turning at the bottom of the sheet and the plate imprint below the lathework. When the sheet was guillotined, the bottom of the lathework and the bottom plate imprints were cut off. The lathework was probably added as hold-down strips, holding the sheet onto the plate during printing. Six different lathework patterns were used, ten if inverted designs are also counted. In 1922, ABN began adding pyramid lines (a long horizontal line with six vertical lines of decreasing length) in the middle of the left or right margin of the pane as a perforation guide. Towards the end of 1922, ABN also added an inscription that read R-GAUGE in the top right margin of the lower right pane. The lathework, pyramid lines, R-GAUGE inscription, and imprints in the bottom margin of the lower panes were all done away with when ABN switched from the wet to the dry printing method beginning in 1923. Many of the marginal markings are quite scarce and highly sought.



The Admiral issue saw some major advances in stamp production during its 17-year life. As already mentioned, some initial Admiral printings were made from plates of 200 (on a flat bed press). The move to larger plates of 400 subjects and a sheet-fed rotary press began with the low values of the Edward VII period. Except for the 50¢, ABN moved exclusively to plates of 400 by the end of 1913.

In 1915, ABN experimented with the use of multiple-subject dies and transfer rolls. ABN produced a transfer roll of ten subjects, two along the axis by five around the circumference, that it used to manufacture plates 87 and 88 of the 2¢ carmine. ABN also produced a transfer roll of five subjects to manufacture plate 90.

The experiment was apparently unsuccessful because ABN reverted to the traditional single-subject die. CBN repeated the multiple-subject experiment for plates 171–173 of the 3¢ carmine in October 1925; however these plates were manufactured near the end of the Admiral period and were never put into production.

Prior to the Admiral era, the normal printing technique was to print stamps on moistened ungummed paper. After printing, the paper was dried, gummed, guillotined, and perforated. This is the wet method of printing alluded to above. In 1905, during the Edward era, ABN experimented with printing the 2¢ value on dry, gummed paper; however it wasn't until 1922 that ABN began using the dry method in production and 1926 before the switchover was complete. The 1¢ yellow, 2¢ green, 3¢ brown, 4¢, 5¢ violet, 7¢ red brown, 10¢ blue, 20¢, 50¢, and \$1.00 sheet stamps, the 1¢ yellow, 2¢ green, and 3¢ carmine coil stamps, and the 2¢ green booklet pane of six were printed by both methods. Stamps printed by each method can be identified by their width. Paper shrank perpendicular to the grain as it dried. Since, with very few exceptions, the paper was vertical wove, stamps printed by the wet method are narrower than those printed by the dry method. Although this is a classic method of distinguishing between the two methods, it can be tricky because stamps printed by the wet method, especially those printed shortly before the transition, vary in width.

Initially, ABN affixed one or two plates to the press. Around 1923, the newly formed CBN gradually began affixing up to three plates on the press. One can deduce when the switchover occurred by the date of approval of the plates. Plates were mostly approved in pairs until 1923, at which point they began to be approved in triplets.

In 1927, CBN began chrome plating the plates. A thin layer of chromium was deposited on the plate by electrolysis to protect its surface. The chromium could be removed and re-deposited several times during the life of the plate. This reduced plate wear, which meant that plates could be used for longer print runs, thus cutting down on the number that had to be manufactured.

The 1898 QV Numeral and 1903 KE VII issues each saw one booklet variety, consisting of two panes of six of the 2¢ value. The Admiral period heralded many more, all selling for 25¢, 1¢ above the face value of the stamps. There were booklets with four 1¢ panes of six, two 2¢ panes of six, two 3¢ panes of four, and a combination booklet with one 1¢, one 2¢, and one 3¢ pane of four. For the first time, booklets with French text were issued. Most booklets are scarce. Besides the stamp panes, the booklets had covers, glassine interleaving, and “information pages.” The booklet contents were stapled together. Early booklets had tape over the staple.

Some 1¢ and 2¢ King Edward VII stamps from sheet stock were issued in roll format as an experiment, but the mass



production of coils began in the Admiral period. There were two formats, endwise rolls and sidewise rolls. Endwise rolls, in which the stamps were wound vertically, were intended for stamp vending machines and some stamp affixing machines. Initial 1¢ green and 2¢ carmine endwise coils issued in 1913 were perforated 8 horizontally. The gauge was subsequently increased to 12. Sidewise rolls were issued in far greater quantities than were endwise rolls. The stamps were wound horizontally, and were intended for stamp affixing machines. The sidewise coils all were perforated 8 vertically.

Most coils were prepared from sheets of 400 that were perforated in one direction only and guillotined in the other. Strips of 10 or 20 were joined together at the pane margin to produce rolls of 500 stamps. Although special plates were manufactured to facilitate coil production, ordinary sheet stock was sometimes used. In fact, the 2¢ green and 3¢ brown endwise coils were produced entirely from sheet stock. There were also two stamps from coil stock issued in sheet format, the 2¢+1¢ carmine in July 1916 and 3¢ carmine in 1931. Both stamps came from sidewise coil stock that had been perforated 8 vertically and subsequently perforated 12 for release in panes of 100. In addition, a small quantity of the 2¢+1¢ carmine from coil stock was perforated 12 by 12.

In July 1918, some 1¢ green endwise coils were punched with two large holes on top of the regular perforations. This was done as an experiment to facilitate dispensing in stamp vending machines. This experiment was not successful, and it was suspended after only two days. So-called provisional 2¢ carmine coils were produced from fully perforated sheet stamps. It has been argued that these coils were produced for philatelic purposes.

In January 1924, 250 sheets (100,000 stamps) of the 3¢ carmine and, in October 1924, 125 sheets (50,000 stamps) of the 1¢ yellow and 2¢ green sheet stamps were released through the Philatelic Agency in imperforate format. Two hundred copies of the 4¢, 5¢ violet, 7¢ red brown, 8¢, 10¢ bistre brown, 20¢, 50¢, and \$1.00 were also issued imperforate by favor. Some imperf sheets of the 1¢ yellow from coil stock were also released.



In 1924, 2,200 stamps of the 1¢ yellow, 2¢ green, and 3¢ carmine coils printed by the wet method were issued in sheet format, imperf by perf 8. In 1925, the Post Office released another 100,000 stamps of the 1¢

yellow and 2¢ green coils in the same format, but these were printed by the dry method, so they are readily distinguishable from the first release. Imperforates and part perforates of the coil stock of the 2¢+1¢ brown were also released by favor. Finally, an imperforate part sheet of three booklet panes was released by favor and cut up to produce imperforate tête-bêche booklet panes. The panes are the 1¢ yellow and 2¢ green in panes of six and the 3¢ carmine in panes of four.

Postal History. The Admiral period includes World War I (with military, POW, and censored mail), and shows rapid post-war inflation with several rate changes. It has perhaps the most advertising covers available. Machine slogan cancels started in 1912, bringing a new collecting area. New rate structures such as money packets were added, and rural route and parcel post mail was extended, as was insurance for parcels. Special delivery rates increased, and were extended to the U. S. The registration fee increased. Pioneer airmail was flown, and special stamps were printed for airmail.

Confederation Issue of 1927

A set of five ordinary stamps and one special delivery stamp was issued to commemorate the 60th Anniversary of the Confederation of Canada with the two Maritime Provinces, New Brunswick and Nova Scotia. The set featured 1, 2, 3, 5, and 12¢ stamps plus a 20¢ special delivery (SD) stamp. The latter is probably the most attractive of all the Canadian SD stamps with its depiction of Mt. Robson with a biplane overhead, train below, a rider, and a dog sled team, all depicting carriage of the mails. The 12¢ stamp paid registration and domestic 1 oz. letter postage, and it has a map of Canada with the three original provinces bolded in dark blue while the rest of Canada is in a lighter shade. This was the second map stamp of Canada, and map stamps are a highly collected topical area worldwide. Quite a few other maps of Canada and its provinces can be found in later stamp issues.

In addition to plate number blocks and First Day Covers (FDCs, covers postmarked on the day of issue), imperforate, horizontally imperforate, and vertically imperforate varieties exist for all values. FDCs are fairly expensive, and are among the first to be found with special envelopes privately produced for the occasion. Collectors had begun to take notice of dates of issue of stamps, and what became a major collecting area and source of revenue for post office administrations worldwide began.

Historical Issue of 1927

At the same time the Confederation Issue was placed in post offices, another issue of three stamps, values 5, 12, and 20¢ with busts of various politicians, was issued. Since these values duplicated those of the Confederation issue, the reason for issuance was clearly political. The set actually was developed for release earlier, in 1926, but was delayed to coincide with the Confederation date of issue. As with the Confederation stamps, plate number blocks, FDCs, and the imperforate varieties are available for collectors.

Scroll Issue of 1928

The series that replaced the Admirals as the definitive set of stamps for ordinary postage use is termed the Scroll issue due to the design, with its scrolled ribbon at the top of each stamp. Values were created for 1, 2, 3, 4, 5, 8, 10, 12, 20, 50¢, and \$1. In addition, the first airmail stamp was issued in a scroll format in 1928 in a 5¢ value. The 50¢ stamp is called the Bluenose, shown here, based on the famous racing yacht of the same name. It has consistently been considered the most beautiful Canadian stamp, only recently disputed by the \$8 Grizzly Bear stamp. The lower values up to 8¢ depict a bust of a mature King George V in royal regalia in a size the same as the Admirals, while the higher values are larger in size. They depict a variety of Canadian scenes.

This series is very collectible, with plate number blocks, FDCs, imperforate and part perforate pairs, and blocks all available. Coil stamps of the 1 and 2¢ values were produced, and these are collected in strips of 4. Paste-up strips (where the coil strip from the end of one printing strip was glued to the end of another) are collected on these coils.



Booklet panes of the 1, 2, and 5¢ stamps were produced, and tete-beche blocks can be obtained, although they are expensive. A few complete tete-beche two-pane blocks exist, one pane inverted with a gutter between the two panes. John Cooper recently exhibited a highly complete showing of this issue with virtually all such material included.

Arch Issue of 1930

Another definitive set was produced with an almost identical bust portrait of King George V surrounded by an arch with “postage,” “Canada,” and “postage” in the arch. At top left and right were maple leaves. The arch motif was maintained only for low values of 1, 2, 3, 4, 5, and 8, and 10¢ values, while higher values included the maple leaves and a scroll at top. These values were 12, 20, 50¢ and \$1 as well as a new 5¢ airmail stamp.

Other King George V Issues

The George V Medallion issue of 1932 consisted of low-value stamps (1, 2, 3, 4, 5, and 8¢) with a portrait of the King and a 13¢ stamp showing the Quebec Citadel. The 1, 2, and 3¢ stamps had coil versions. The George V Pictorial issue appeared in 1935. Again, the 1, 2, 3, 4, 5, and 8¢ stamps bear a portrait of the King. The 10, 13, 20, and 50¢ and \$1 stamps are pictorial, with the 10¢ stamp depicting a Mountie on a horse, the 13¢ the Founding Fathers at the Charlottetown Conference, and the other three Canadian scenes. This issue set the style for future definitive issues, with portraits used for low-value stamps and pictures for high-value stamps. Commemorative stamps were issued in the 1930s depicting a number of different

subjects. The George V Silver Jubilee in 1935 was celebrated by the entire British Empire and Commonwealth countries, and Canada issued a set of stamps with 1, 2, 3, 5, 10, and 13¢ stamps. The commemoratives are much more limited in additional material available, and essays and proofs are rare.

The Stamps and Philately of King George VI

The reign of King George VI commenced December 11, 1936 and concluded upon his death on February 6, 1952. The King George VI era was dominated by the



events of WWII. Wartime actions disrupted postal services worldwide. The war created a sense of urgency needed to quickly advance airmail services for both official mail and mail to and from troops overseas.

Stamps. The first stamps featuring the image of King George VI were issued on April 1, 1937 (the 4, 5, and 8¢ values were issued on May 10, 1937), the so called “Mufti” series.

These low value stamps were followed in

1938 by high-value stamps required for parcels and expensive airmail rates to places like India and Australia. Many highly regarded collections have been put together using these issues. Also issued on May 10, 1937 was the stamp commemorating the coronation of King George VI. Three stamps that commemorated the visit of the King and Queen to Canada were issued in 1939. These Royal Visit stamps and their postal history are great collectibles, and many first-class exhibits have been put together around the Royal Visit. Two further series of stamps, the 1942–43 War Issue and the 1949–51 set, were issued during the George VI era.

Six other commemorative stamps were issued in the 1947–49 period, including one stamp to mark the occasion of Newfoundland’s joining the Dominion of Canada in 1949. Four stamps were issued in 1951 to commemorate the centennial of the first postage stamp in Canada. Various lower-value stamps were available to the public, in booklet and coil form in addition to sheets of 100. Postage stamps were also overprinted for government use, and precancelled for use by private-sector companies. Stamps were also perforated with initials for both government use and private companies. Each of these sectors represents a really interesting collecting area for the collector interested in a new specialty.

Postal History. The pursuit of postal history aspects of the George VI period is similar to the study of any other period. It starts with the identification and study of postal rates to Canadian and overseas destinations for the different types of services available. These include the differentiation by delivery methods (surface and airmail, parcel post, special delivery, etc.), requests for registration to provide proof of delivery or indemnification if lost, and other specialized services. From this base, you may delve into further detail of mail routes, post office cancellations and markings, and treatment of undelivered mail.

The George VI era spans the disruptive times of WWII, and therein lie many areas of in-depth study. It has long been recognized that mail delivery to the troops in wartime contributes to their morale, so many efforts were made to ensure the timely delivery of mail to the armed forces. War also creates prisoners of war and internees, and mail to and from these unfortunate people has a special meaning, as does mail whose trip was interrupted by the war. In a sense there is no limit on the direction postal history may lead or the depth of research or detail any particular study may evolve.

Specialized organizations such as the George VI, World War II, and Military Mail Study Groups of BNAPS provide a venue for stamp collectors and postal historians to expand their knowledge.



V. 19TH CENTURY DOMINION PERIOD: CANADA, NS, NB, PEI, NF, & BC STAMP ISSUES


Canada: Large Queen Period, 1868–1872



Stamps. On April 1, 1868, Canada issued its first Dominion set, called the Large Queens (or Large Cents) stamps. This series included a ½¢ (black), 1¢ (red brown), 2¢ (green), 3¢ (red), 6¢ (brown), 12½¢ (blue), and 15¢ (gray lilac), all with the same portrait of Victoria. They were to be used in the newly united provinces of Canada, New Brunswick, and Nova Scotia. Their use in British Columbia barely took place with its joining Canada in 1871, and use in PEI was limited by its Confederation in 1873. The newly acquired Manitoba and

North-West Territories saw little use since the next stamps, the Small Queens, were already issued for some values. In 1869 the 1¢ was reissued in yellow since the brown color was often confused with the 3¢ red. In late 1875 the need for a 5¢ stamp arose with the reduction in letter rate to the U.K. Therefore, a 5¢ stamp, prepared earlier but not issued, was put into usage.

Preproduction. This issue has many proofs. There is a ½¢ essay in several colors. Die proofs of each value are known in black and various colors; few exist and they are expensive. Plate proofs in a variety of colors are more affordable. The British American Bank Note Company produced trade sample sheets in brown, black, red, green, and blue, so that 1¢, 2¢, 3¢, 5¢, 6¢, 12½¢, and 15¢ values are found cut from them. Only a few intact sheets remain. Progressive die proofs exist of the 5¢. An essay by the National Bank Note Co. of NY is found in various colors and can be considered with this issue.



Stamps. The stamps are found in distinct printings. Sheets were produced in a 10 x 10 format. About 6.7 million ½¢ stamps were produced, about 9.6 million 1¢, split between the red and yellow printings (probably 4.6 to 5 million), 10.3 million of the 2¢, 22 million of the 3¢, perhaps 5 million of the 5¢, 9.4 million of the 6¢, just under 2 million of the 12½¢, and 2.4 million of the 15¢. The first printing occurred on a thin paper. Later printings used

various papers, of which about 10 are listed, including a watermarked paper for all values. The ½¢ is by far the rarest, with fewer than a dozen copies known, of which only 3 or 4 are mint. Laid paper is also found the 1¢, 2¢ (only 3 examples recorded), and 3¢; the latter the commonest. In the 1870s another watermark with “Alex. Pirie & Co.” is found on the 15¢, rare and expensive, especially unused. Plate varieties exist for most issues, some of which are catalogued, including major re-entries for the 2¢, 6¢, and 15¢, as well as other dots, missing lines, extra lines, etc. Stitch watermarks are known on some issues.



Mint stamps are inexpensive for the ½¢ and 15¢ (except for early printings of the latter), and moderately expensive for 2¢, 3¢, and 12½¢ stamps without gum. Original gum generally raises the price significantly. The 6¢ is perhaps the rarest to find mint OG, with the 5¢ close behind, even though the latter was used several years after the 6¢ was exhausted. The ½¢ was used into the 1880s, the 12½¢ and 15¢ even longer, with 15¢ usages found into the early 20th century. Mint or used blocks of the 2¢, 3¢, 5¢, and 6¢ are rare and expensive, mint blocks of the 12½¢ only slightly less so, while the ½¢ and 15¢ can be obtained relatively easily except for early printings. The scarcest is the 1¢ yellow, with only 3 mint blocks and 2 mint strips recorded.

Cancels: The duplex cancels issued late in the Pence period were commonly used, along with 7-ring cancels. A few of the 4-ring cancels of the late Pence period were also continued. In 1869 the 4-rings were replaced with 60 2-ring cancels allocated to



the 60 largest towns in order. Most were used into the 1870s, with the town for one number (17) still not known. A few others, such as 20 and 50, are rare on any Large Queen. Town dated cancels can be found on stamps, even though supposed to be struck only on the cover. Many fancy cancels were used starting in 1868. The towns Toronto, Ottawa, and Kingston quickly replaced their 2-rings with carved cancels using their number. Other towns adopted many designs. Many of these cancels were carved into corks or wood and did not last long. This is a highly collected and sought aspect of Large Queen collecting. Railroad cancels are also highly sought.

Rate studies: Domestic, Other BNA Colonies, U.S., U.K., Worldwide Covers. With the relatively short period of use of Large Queen stamps, rate covers other than simple 3¢ domestic covers tend to be expensive. A comprehensive collection of rates can include envelopes (covers) to the U.S. (moderately expensive), to B.C. (only a few 6¢ covers known), to California before the intercontinental railway (scarce), to the U.K. (moderately expensive), and to European countries (rare and expensive), Australia

(rare), or a handful of other destinations such as India, Siam, and China. Surprisingly, quite a few 15¢ covers to New Zealand are known due to a correspondence of a publishing company. A recent survey of 15¢ covers has produced over 300 items spanning 30+ years. Wrappers or circulars are relatively common domestically, primarily using the 1¢ yellow, but all other such usages and destinations are rare and expensive. For example, the ½¢ is not hard to find used as a pair or part of a larger rate, but single usages properly paying the newspaper rate for items under 1 ounce can be listed on one hand.

Auxiliary Services. Domestic registered letters can be found, although they are not cheap, while those to the U.S. are scarce, and to other destinations quite rare. Registration paid with stamps adds a significant cost to any domestic items over paid cash items. Registered covers to the U.K. are very scarce in the primary Large Queen period, and even into the early 1870s are scarce to rare as the rate changed and the Small Queen stamps replaced the Large Queens.

Canada: Small Queen Period, 1870–1897

Similar in design but smaller than the Large Queens, the Small Queen stamps feature the young Queen Victoria on the design. Why small, you might ask? These stamps first introduced in 1870 were made smaller as a cost savings measure, as well as providing additional printing capacity to satisfy increased demand for postage stamps due to the newly introduced requirement to prepay letters. By 1875 letters had to be prepaid only with stamps. In fact, the new small size of the stamps became pretty much the size of all future definitive stamps until the late 20th century.



Preproduction. Essays were produced by the Canada Bank Note Company in a bid to obtain a printing contract for the new issue to be produced. These include 1, 2, 3, 5, 10, and 15¢ values. They are not particularly scarce. The British American Bank Note Co. also produced essays in ½, 1, 2, and 12½¢ values. The BABN got the contract to print the new series of stamps, and produced die proofs in various colors. Impressions on a card stock were printed by BABN to advertise their printing capabilities, and single values as well as combinations of various stamps of the Large and Small Queen issues and Canada revenue stamps can be found in red, black, and green. A few complete sheets are known. Other colors also are known for various denominations.

Stamps. Of all the stamps produced by Canada, the Small Queen definitives are one of the most popular sets collected over the last 150 years. The original set was available in denominations of ½, 1, 2, 3, 5, 6, and 10¢, an 8¢ value was added in 1893, along with two higher value 20¢ and 50¢ stamps called the “Widows Weeds.” These are sometimes grouped with the Small Queens, but these stamps are larger and of a completely different design that is almost identical to revenue stamps issued in the 1870s. Adding Widow Weeds to your Small Queen collection is a collector’s choice.

The Small Queens were the longest-lived stamps in Canadian postal history. Over their 27-year life, many printing orders were let, and this resulted in many identifiable colors and shades of those colors. This wide difference in colors and shades was because there were three distinct printings of the Small Queen stamps. First printed at Ottawa from 1870–1873, the stamps were then printed in Montreal between 1874 and 1889. The government contract required the printing move back to Ottawa in 1887, but a fire at the printer's building there delayed that move until 1889. This resulted in the 1888–1889 printings made at the Montreal *Gazette* newspaper. These include a noticeable carmine shade of the 3¢ stamp. The final printing of this 3¢ stamp occurred at Ottawa between 1889 and 1897.

Another consequence of having various printing locations is the fact that different gums and papers were used at each site. These can be valuable tools to help the collector identify their stamps by period of use. Similarly, because changes occurred to perforating machines, numerous perforations exist. The most important is the 3¢ perforated gauge 12½, one of the two or three jewels in the crown of any Small Queen stamp collection.

A person wanting to put together a collection of Small Queen stamps is faced with major challenges: does he or she collect all the stamps, preproduction items (essays and proofs), just one stamp (including color varieties and shades), perforations, paper differences, just one printing, or probably the hardest of all—examples of the various plates which in most cases requires acquiring multiples of



the stamps? All the collecting possibilities exist and are available through dealers and fellow collectors. The great variety of material itself has been daunting to potential authors of a comprehensive work on the set, so the book has never been produced. The mint stamps for the early printings have become expensive, and imprint and marginal number inscriptions even more so. Used stamps remain very affordable, even in multiples, as do on-cover usages for all but the 10¢. It is possible to put together a very respectable collection of all the stamps used,

with all major perforation variations (except the perf 12½) for under one hundred dollars by judicious purchasing from dealers and online auction sources.

Among the errors and varieties among the different issues, none is more dramatic than the 5 on 6¢ error found in the Ottawa printings of the 6¢. In correcting flaws or wear in plates at the time, it was a general practice to use a master die on the existing plate. By mistake, the 5¢ master was somehow struck onto the 6¢ plate, misaligned so that the top part of the 5¢ die can be seen somewhat below the top of the 6¢ design. Only a few examples have surfaced, since this error existed in only a couple of the 6¢ impressions. Other errors and plate flaws exist in most other values, but none is as dramatic.

One of the interesting and least studied topics is the correspondence between production of the Small Queens and concomitant production of revenues. Many of

the issues of both have paper, color, and perforations in common for similar times of printing. This remains an active area for investigation.

Cancels. The early Small Queen period also coincides with the height of the fancy cancel production by postmasters. This area is popular, with numerals, geometrics, letters, leaf designs, crowns, and names and initials all found on stamp and cover. The 2-ring numerals started in the Large Queen period are all found in the 1870s on Small Queens, and even a few of the 4-rings from the Pence and Decimal periods were still in use. The most popular cancellation-collecting area began in the early 1890s with the so-called Squared Circles. These cancels include over 300 towns or variations in some towns in two types, the “thin bar” and “thick bar” versions. Collectors seek the cancels with time (hour or AM or PM designations), year of use on various stamps, and on-cover use.

A similar intense interest is found in collecting railroad cancels, which reached their height of variety during the Small Queen period. Railroad Post Office (RPO)



collectors seek varieties of the cancels, usage on various stamps, and usage between towns on the routes, for example.

Within BNAPS, there is an active Large and Small Queens study group and membership is advised. This forum allows members to share information and publish latest discoveries (there are always new discoveries being made, discussed, and written up for the collector). There are many articles on the Small Queens available to help the collector; these can be found on the internet and in various hobby journals.

Postal History. Collecting postal history from the Small Queen era (1870–1897) is a joy, and a never-ending quest. The era spans the period from 1870 to about 1897. There are both domestic and foreign rate covers to be found; this is the first era for which an extensive showing of destinations and rates can be made. Rates were

classified as first class (letters), second class (newspapers), third class (printed matter), fourth class (parcel post), and fifth class (samples and material open to inspection). After admission into the UPU in 1878, there were a whole bunch of new letter and 3rd class rates to the various countries. Since there is much less material available before 1878, such covers are much more expensive, except to Great Britain. Because of the extended life of this issue, most rates are available through dealers and auctions; acquiring out-of-the-ordinary covers is a challenge. Covers to the U.K., France, and Germany after 1878 are common, most of the other European countries are affordable, but covers to Asia, Africa, South America, or Oceania are expensive throughout the 19th-century period.

Each value of the Small Queens has its own collecting challenge. The ½¢ was used on newspapers and junk mail, and single usage examples of the stamp are not common and moderately expensive. The 1¢ was used mostly for drop letters (kept at the post office for pick up) and advertising material. The 2¢ was used for letters delivered to addresses in the larger cities, for registration in the early period, and as a make-up stamp. The 3¢ was the basic letter rate stamp, while the 5¢ was the foreign letter rate stamp after 1878. The 6¢ paid the early rates to the U.S. and England, later the double letter rate, while the 8¢ was issued in 1893 to pay the registered domestic letter rate. The 10¢ paid double UPU letter rates and registered foreign letters, and was a make-up for higher-rate material such as parcel post. The 20¢ and 50¢ Widow Weeds stamps were used as make-ups for high value mail or for paying newspaper bulk rate mail fees, parcel post fees, or mailing of large volume advertising-rate mail.



There are many philatelic gems in the Small Queen postal history era and they are expensive. A good example of a gem would be the 5¢ UPU rate addressed to the Canadian Voyageurs in Egypt (see Section XIV on military mail). One might also look for *soldier's and sailor's mails*, which were reduced-rate letters sent from the field by members of the armed forces. Prior to Confederation with Canada, one can find *preferred rate* covers to Prince Edward Island (before July 1873), British Columbia (before 1871), and Newfoundland (before 1877), and for a short period in the mid-1870s to France and Germany. All of these are scarce to rare, but can sometimes be discovered in dealer stocks, as the authors have done over the years. Canada was growing at a tremendous rate during this time, and the volume of mail increased

exponentially from 1870 to 1897. Illustrating this growth can be a good learning experience and an enjoyable project.

During the Small Queen era, the West was just opening up and territorial mail to both Canada and the United States is very collectible. Until the completion of the Canadian Pacific Railway in 1885, mail to the western U.S. and Canadian West from Winnipeg onward had to go through the U.S. via Chicago and St. Paul. Some mail went by steamboat up the Missouri River to Fort Benton, Montana, then by wagon into the interior of the North-West Territories. Such mail evokes the romance of the historic American West.

Another seminal event in the history of western Canada has postal history memorabilia. The Riel Rebellion of spring 1885 (there was an earlier rebellion in 1870, but only a handful of covers are known) produced letters and a few post cards to and from soldiers sent to put down an attempt by the mixed-blood Métis and Native Peoples of the prairie region to establish a separate government. At this time, most of the mail had to travel through the U.S., demonstrating the need for an all-Canada transportation system. The CPR was almost complete then, and indeed was finished later in the year.



One of the really nice things about a collection of Small Queen covers is the number of advertising covers one can find. This is an era when advertising on envelopes came into its own due to improved printing methods, and one can put a nice collection together of such covers. Similarly,

many fairs and exhibitions were beginning to use covers as advertising, and one can start this area in the Small Queen period, although the peak occurred in the Edwardian period.

A collection of advertising covers is an area of the Small Queens that is not necessarily expensive. Collecting “non letter mail” from the era (the 2nd to 5th Class rates), things such as circulars, parcel post, and newspaper wrappers, can all add to a collector’s enjoyment. Generally speaking, every good dealer in Canadian material can support your collecting needs from the Small Queen era. Major auction houses regularly sell higher priced material, and internet auctions now provide yet another source of material.

Canada: Leaf and Numeral period (including the Jubilee and Map Stamps), 1897–1903

Jubilee Issue. In 1897 Queen Victoria celebrated the 60th year of her reign, and Canada honored this event with a commemorative set of stamps, its first foray into commemorative stamps. The values included ½, 1, 2, 3, 5, 6, 8, 10, 15, 20, and 50 cent values, and 1, 2, 3, 4, and 5 dollar values. The total value was quite expensive



for the time, and even though the numbers issued ranged from 13,500 for the \$3 to 20 million of the 3¢, sales of the complete set languished even into the 1930s. Speculators made a run on some values such as the 6¢, so getting complete sets was not easy. The first day of issue was June 19, and first day covers are known for some of the values. While the lower values had ordinary postal usages, few of the values over the 20¢ could be

used to pay anything other than bulk rates for newspaper mailings. Philatelic uses of all values are known on cover. Recently, a complete receipt book containing almost all values paying mailings of newspapers around the time of the Jubilee was discovered. Collectors seek the low values with cancellations such as squared circles and town cancels.

Leaf Issue. Beginning in late 1897, the long-used Small Queen definitives were replaced by a new set termed the Leaf issue, so called because maple leaves are in each corner of the stamps. Values of ½, 1, 2, 3, 5, 6, 8, and 10¢ values were issued for the most-used rates. If needed, higher rates could be paid with 20¢ and 50¢ Widow Weed stamps or Jubilees. The series was quickly criticized by French Canadian writers, who noted there were no numeric values, only written English text for each stamp value. This caused the series to be quickly replaced by a revised set, the Numeral issue discussed below. Most values had an effective usage of about a year.



The short life-span of the Leaf issue produced some hard-to-find usages of the various higher values, particularly in the time-frame in which they were the primary definitive. As with the Small Queens and Jubilees, cancel collectors focus on squared circles, town cancels, and other less-used cancel types. A few plate errors can be found on some values, as well as plate proofs and imperforate stamps (one or two imperforate sheets of each value were released, either by accident or as favors to selected officials).

Due to the reduction in domestic letter rate, many 3¢ values were stocked in post offices with little use. These were overprinted **2¢** or **2 CENTS** in 1899. A similar situation and overprinting occurred with the 3¢ of the Numeral issue. There

are some spacing variations in the overprinting. An enterprising postmaster at Port Hood, NS cut up 3¢ values he had on hand in early 1899 and handstamped them with 1¢ and 2¢ purple values, claiming he had no stamps available. These were not authorized but are still collected (at expensive prices) as the Port Hood provisionals. Exhibit judges have mixed views about their validity, since there was significant philatelic tangling of the whole situation by certain stamp dealers.



Numeral Issue. The replaced values were slightly different, since the domestic letter rate dropped from 3¢ to 2¢ on Jan. 1, 1899. Values included the ½, 1, 2 (in two colors, red and violet), 3, 5, 6, 7, 8, 10, and 20¢. The color change was required when the domestic basic letter rate dropped, because red was being commonly used by UPU countries to denote the basic domestic rate. The purple 2¢ stamp was used from September 1898 to late August 1899, when the red value was introduced. All values except the 20¢ can be found on cover, although certain values are expensive used singly on covers.

In addition to plate proofs and imperforate stamps, a new format for booklets of the 2¢ red stamp was introduced in 1900. Booklets and panes are quite expensive due to scarcity. The production format led to tete-beche panes, which are extremely rare. Booklet stamps on cover also are highly sought, but they are much more affordable. Cancells on stamps follow the earlier issues. Plate markings in selvedge on strips and blocks are collectible. There are plate errors on some low values.

Map Stamp. Perhaps the most interesting stamp from the 19th century for Canada, if not the whole of collecting, was printed in December 1898 to frank the upcoming

“Penny Imperial Postage” movement. The basic postage rate from Canada to Great Britain and certain British Possessions was reduced to 1 penny, equal to 2¢, beginning December 25, 1898. The stamp had been promoted by Postmaster William Mulock as a map of the British Empire in red on a



background of black outlines of the continents with blue or lavender oceans. The effect was striking. This stamp is a must for Christmas topical collectors and map stamp collectors worldwide. Canadian collectors seek early uses of the stamp, usage on cover to various Empire countries, and usage on cover to foreign destinations. The stamp was printed on five plates, and plate numbers are sought. Many plate

varieties due to the complex printing process of three colors are sought and collected. There are plate varieties due to re-entry and retouching, including doubling of some areas, as well as imperforate stamps. Design proofs, die proofs, and plate proofs in various states are recorded and collected. Full sheets are still available, although scarce to rare, and blocks can be purchased without great expense. Cancels include squared circles, town cancels, and precancels.

VI. 19TH CENTURY DECIMAL PERIOD: CANADA, NS, NB, PEI, NF, VI & BC

Canada

Stamps were changed from pence to cents on July 1, 1859, with 1¢ (newspapers, printed circulars, and drop letters), 5¢ (domestic, letter rate), 10¢ (U.S. letter rate), 12½¢ (letter rate to the U.K. via Canadian ship), and 17¢ (letter rate to U.K. via New York) issued. In 1864, a 2¢ stamp was issued for soldier's letters and for circulars to the U.K.

Preproduction (Proofs and Essays). A variety of trial color die proofs for all stamps exist in brown, red, blue, green, and black, as do trial color plate proofs and plate proofs in issued color. Some have SPECIMEN overprinted in red or black. One can build an extensive showing of these, but they are not cheap.

Production (Plating, Errors, Varieties). Several researchers have done extensive plating of these stamps, and they have recorded many plate varieties. These stamps were all perforated about 11¼ to 12 depending on the printing order. Imperforate sheets of all except the 5¢ were issued; the few remaining examples are rare and expensive. The stamps were printed on sheets of 10 x 10 stamps. Mint blocks and multiples are rare and expensive, while used blocks are more common, although scarce. Imprints



of the printer can be found on stamps from all four sides of the sheet. The 2¢ is the most expensive, as about 850,000 were issued, compared to 27.5 million of the 1¢, almost 40 million of the 5¢, 5.7 million of the 10¢, 3.2 million of the 12½¢, and 600,000 of the 17¢. While one might expect the 17¢ to be more costly, apparently many more were saved on mail to England than

the 2¢. Mint copies of the 17¢ are generally tougher to find than any other stamps except the first printing of the 10¢ issued in a black-brown ink. These are often confused with the much more common brown 10¢ stamps, and buying a true 10¢ black-brown should be either accompanied by a certificate or after experience in seeing them.

varieties due to the complex printing process of three colors are sought and collected. There are plate varieties due to re-entry and retouching, including doubling of some areas, as well as imperforate stamps. Design proofs, die proofs, and plate proofs in various states are recorded and collected. Full sheets are still available, although scarce to rare, and blocks can be purchased without great expense. Cancells include squared circles, town cancells, and precancells.

VI. 19TH CENTURY DECIMAL PERIOD: CANADA, NS, NB, PEI, NF, VI & BC

Canada

Stamps were changed from pence to cents on July 1, 1859, with 1¢ (newspapers, printed circulars, and drop letters), 5¢ (domestic, letter rate), 10¢ (U.S. letter rate), 12½¢ (letter rate to the U.K. via Canadian ship), and 17¢ (letter rate to U.K. via New York) issued. In 1864, a 2¢ stamp was issued for soldier's letters and for circulars to the U.K.

Preproduction (Proofs and Essays). A variety of trial color die proofs for all stamps exist in brown, red, blue, green, and black, as do trial color plate proofs and plate proofs in issued color. Some have SPECIMEN overprinted in red or black. One can build an extensive showing of these, but they are not cheap.

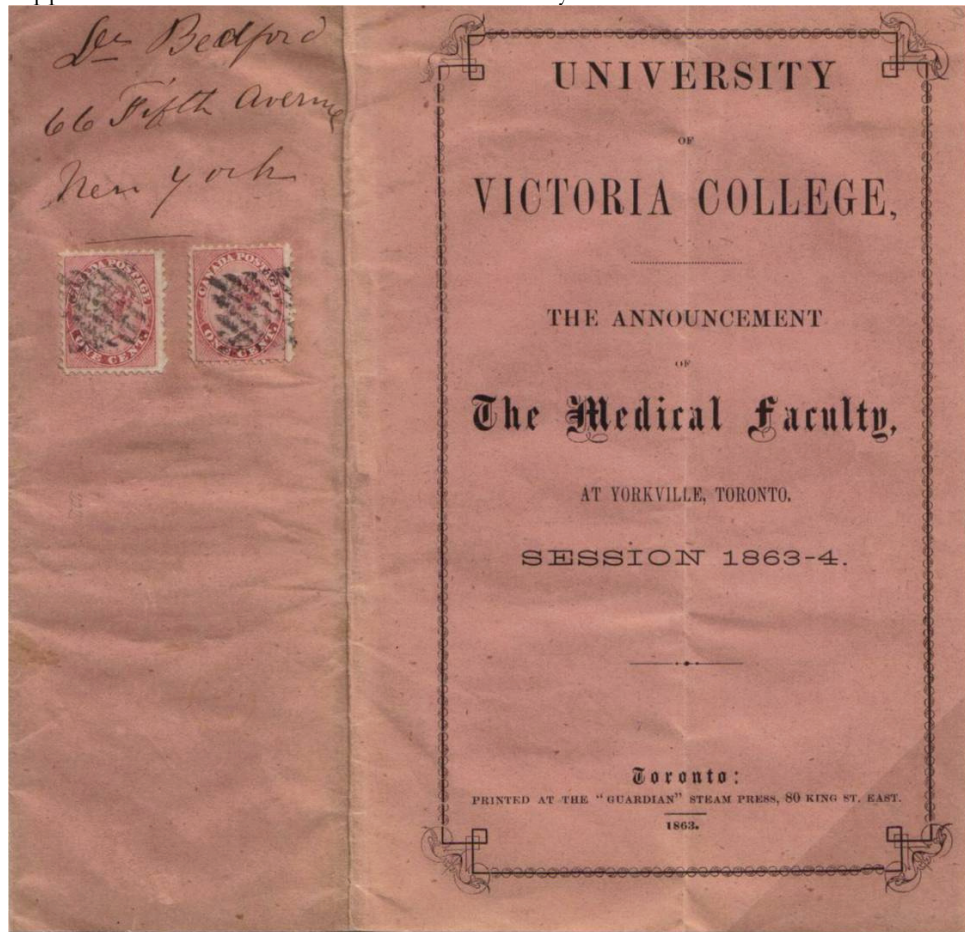
Production (Plating, Errors, Varieties). Several researchers have done extensive plating of these stamps, and they have recorded many plate varieties. These stamps were all perforated about 11¼ to 12 depending on the printing order. Imperforate sheets of all except the 5¢ were issued; the few remaining examples are rare and expensive. The stamps were printed on sheets of 10 x 10 stamps. Mint blocks and multiples are rare and expensive, while used blocks are more common, although scarce. Imprints



of the printer can be found on stamps from all four sides of the sheet. The 2¢ is the most expensive, as about 850,000 were issued, compared to 27.5 million of the 1¢, almost 40 million of the 5¢, 5.7 million of the 10¢, 3.2 million of the 12½¢, and 600,000 of the 17¢. While one might expect the 17¢ to be more costly, apparently many more were saved on mail to England than

the 2¢. Mint copies of the 17¢ are generally tougher to find than any other stamps except the first printing of the 10¢ issued in a black-brown ink. These are often confused with the much more common brown 10¢ stamps, and buying a true 10¢ black-brown should be either accompanied by a certificate or after experience in seeing them.

Cancels: The duplex cancels issued late in the Pence period were commonly used, along with 7-ring cancels. The 4-ring cancels of the late Pence period also continued throughout the Decimal period with the exception of 16, apparently lost before the Decimals were issued, and 48, whose reported single strike is questionable. Town date cancels from the 1840s onward can be found on stamp even though they were supposed to be struck on the cover. A few fancy cancels were created and used but



are rare. Railroads began to use cancels on the cars that carried mail, so RPO (Railway Post Office) cancels are keenly sought.

Rate Studies: Domestic Other BNA Colonies, U.S., U.K., Worldwide Covers. Firby (1984) tallied unusual usages of the Decimal stamps, excluding common usages, listing the domestic, interprovincial (to NS, NB, PEI, NF, and BC), U.S., U.K., and foreign rates. About 135 covers with all frankings are recorded to the U.K., for example, with perhaps 30 from soldiers in Canada, with only 3 paid using the 2¢ stamp. Fewer than 100 covers to all other foreign destinations are known.

Covers to any destination other than the Maritime colonies, U.S., and the U.K. will be expensive to acquire.

Auxiliary Services. Domestic registered letters can be collected. Those to the U.S. are scarce, and to other destinations quite rare.

Nova Scotia

Stamps were issued denominated in cents following currency reform in 1860. The values included 1¢ (printed matter after 1861), 2¢ (drop letters, printed matter before 1862), 5¢ (domestic, and British North America letter rate from Halifax), 8½¢ (Halifax to U.S. prior to May 1862, to Newfoundland before May 1862, both rare), 10¢ (letter rate to U.S. as of May 1862 or double domestic letter rate), and 12½¢ (letter rate to U.K.).

Preproduction. An essay of the 1¢ is reported to exist. There are die proofs in black and a few other colors for all stamps, and also trial color plate proofs, and plate proofs in black and color of issue. Most plate proofs exist with SPECIMEN overprint in red or black.

Production of the stamps by the American Bank Note Company resulted in issue on October 1, 1860 in sheets of 100 (10 x 10) on unwatermarked gummed paper. About 1.1 million 1¢ stamps were issued, 1.5 million of the 2¢, 4 million 5¢, 600,000 8½¢, 1 million 10¢, and 600,000 12½¢ stamps. All were perforated 12 on a white paper, with small printings on toned paper. Since remainders were sold to Stanley Gibbons via Bartlett & King in 1895, unused stamps are more common generally



than properly used stamps. The number of remainders is estimated at 94,000 for 1¢, 2¢, and 8½¢, 47,000 for 10¢, and 23,500 for the 12½¢. Note that the 5¢ was not included, and unused copies are many times more expensive than the others. Bisections of the 1¢, 2¢, 5¢, and 10¢ exist paying part of various rates. All are rare. Stitch watermarks are known on all stamps except the 12½¢.

Cancels. The primary cancellations used on NS decimal stamps are the same as used for the pence issues: an oval with horizontal lines, town cancels, U.S. Boston circular daters from the Halifax packet, and British receiving markings such as the Liverpool packet marks. Atlantic mail boat markings are similarly highly sought.

Rate studies: Domestic, Other BNA Colonies, U.S., U.K., Worldwide Covers. Domestic circulars are scarce to rare, the 2¢ county rate relatively common, 5¢ domestic covers common, the 8½¢ single usage rates very rare and expensive, 10¢ covers to the U.S. relatively common, and 12½¢ covers to England somewhat scarce compared to the others. Multiple rates are generally rare. Other noteworthy covers, all rare, include 15¢ rate covers to California, 17¢ rate covers to the U.K., 23¢ rates to Spain, Malta,

India, Ceylon, and Australia, 25¢ double rate covers to the U.K. (rare), 33¢ to France, and a few higher rates.

The NS stamps could be used after Confederation with Canada until April 1, 1868, so that NS stamps are legitimate Canadian stamps after July 1, 1867. A few can be found on cover along with Canadian Decimal stamps, and these covers command high prices.

Auxiliary Services. Registration of letters was available domestically for 10¢, these being scarce to rare. Bisects of the 10¢ paying 5¢ of the fee are known.


New Brunswick

Stamps were issued denominated in cents following currency reform in 1860. The values included 1¢ (printed matter), 2¢ (drop letters after 1863, books and pamphlets after 1865), 5¢ (domestic, and British North America letter rate), 10¢ (letter rate to U.S., double domestic, letter rate), 12½¢ (letter rate to U.K. via Canadian mail), and 17¢ (letter rate to U.K. via New York).



Preproduction. An essay of the 1¢ is reported to exist. Die proofs in black and a few other colors are known for all stamps, as are trial color plate proofs, and plate proofs in black and color of issue. Most plate proofs exist with SPECIMEN overprint in red or black. One of the great controversies in early stamp production resulted from Postmaster Connell producing a 5¢ stamp with his likeness. Along with a die essay, imperforate proofs were prepared to include SPECIMEN overprints, as were 50,000 stamps on perforated, gummed paper. About 100 stamps were apparently saved by the family, but most were lost in a fire. Perhaps 20 remain, none certifiably ever used.

Production of the stamps by the American Bank Note Company resulted in issuance in late June or early July 1860, in sheets of 100 (10 x 10) on unwatermarked gummed paper. About 600,000 1¢ stamps were issued, 400,000 of the 2¢, 2 million 5¢, 600,000 8½¢, 600,000 10¢, 400,000 12½¢ stamps, and 100,000 17¢ stamps. All were perforated between 11.6 and 12 on a white paper. Early printings of the low values tend to be rare unused. Used stamps of the 1¢, 2¢, and 5¢ are not scarce, and even the higher values are not difficult to find. Unused blocks of four of the 1¢ to 5¢ are uniformly rare, and few larger multiples exist. Larger mint blocks of the higher values are obtainable. Bisects are known of the 10¢ paying a 5¢ rate. Many fakes exist and are quite good.



Cancels. The primary cancellations used on NB decimal stamps are the same as used for the pence issues: an oval with horizontal lines and numbers between 1 and 31, town cancels, U.S. Boston circular daters from the

Halifax packet, and British receiving markings such as the Liverpool packet marks. Atlantic mail boat markings are similarly highly sought.

Rate Studies: Domestic, Other BNA Colonies, U.S., U.K., Worldwide Covers. Domestic circulars are scarce to rare, the 2¢ is not known used singly. Domestic covers paid with the 5¢ are common, 10¢ covers to the U.S. relatively common, 12½¢ covers to England scarce, and the 17¢ a great rarity, two or three known. A correspondence to Newfoundland to J & W Boyd & Co. resulted in perhaps a dozen 14¢ rate covers paid either with 10¢ + 2 x 2¢ or 10¢ + 4 x 1¢. Multiple rates to anywhere are generally rare. Other noteworthy covers, all rare, include 13¢ rate covers to Newfoundland (before 1864), 15¢ rates to California, 17¢ rates to the U.K., 22¢ rates to the British West Indies, 25¢ double rate covers to the U.K. (rare), 26¢ and 28¢ rates to Newfoundland, 40¢ domestic rate, and a few higher rates.

The NB stamps could be used after Confederation with Canada until April 1, 1868, so that NB stamps are legitimate Canadian stamps after July 1, 1867. A few can be found on cover with Canadian Decimal stamps, and these command high prices.

Auxiliary services. Registration of letters was available domestically at 10¢, such items are scarce to rare. They include bisects of the 10¢ paying 5¢ of the fee.

Prince Edward Island

Stamps were issued in decimal currency January 1, 1872. Denominations included 1¢ (brown) with 300,000 issued, 2¢ (blue) with 100,000, 3¢ (red) with 290,000, 4¢ (yellow) with 200,000, 6¢ (black) with 300,000, and 12¢ (violet) with 200,000 issued. In March 1874 most of these remainders of these stamps were sold after PEI joined Canada in 1873, resulting in relatively inexpensive catalogue values of most mint values. The 2¢ and 3¢ had the fewest remaindered.

Preproduction. One essay of the 3¢ exists. The original plates for the decimal stamps were sold by the printer in bankruptcy, and stamps were printed from them for the



London Philatelic Society. They can be considered die and plate proofs; values included 3 and 12¢ (plate proofs), and 1, 3, 4, and 6¢ (die proofs). Imperforate plate proofs in color and paper of use are known for all values.

Production. Stamps were printed in a 10 x 10 format on poor quality paper using an electrotypes process. The gum was of poor quality, and the stamps were of poor quality overall. For this reason, multiples can be difficult to find or maintain in good condition.

Cancels. These include circular town cancels, rate and PAID handstamps, grid stamp cancels, and a

barred oval with number 13 (Charlottetown). Since the stamps were in use only about a year and a half, cancels are more difficult to find on decimal stamps than on the pence issues generally.

Rare Studies: Domestic, Other BNA Colonies, U.S., U.K., Worldwide Covers. Lehr estimated only about 60 3¢ covers exist, and even fewer of any of the other stamps used singly or in combination due to the short period of usage, a total of under 200 decimal covers of all frankings has been recorded. Only two single uses of the 12¢ and only four of the 2¢ bisected on cover have been recorded, all great rarities. Most of these are domestic, and covers going anywhere else are rare. Covers to Nova Scotia, New Brunswick, Canada, U.S. (6¢), and Great Britain (8¢, and 9¢, overpaid), and 12¢, and 24¢ to Argentina are recorded.

Auxiliary Services. Registration was available at 4¢, but examples are rare.

Vancouver Island and British Columbia

Stamps: Decimal currency stamps replaced the two pence stamps in 1865, although the change to decimal currency took place in 1862. A 5¢ stamp in rose (7,200 issued) and 10¢ in blue (7,200 issued) both with “Vancouver Island” as part of the design



were issued. These were followed by overprinted 3d stamps in various denominations.

Preproduction. Trial die color proofs of the 5¢ and 10¢ in black exist, and a die proof in black of the 2¢ on 3d is known.

Production. The first issue was imperforate, and the 5¢ is a great rarity on or off cover. The 10¢ is costly but obtainable. The stamps were then perforated 14, with about 100,000 of each. These were soon followed by overprints of pence stamps never regularly issued first perf 14, then perf 12 ½ (no 2¢) with denominations 2¢

on 3d brown, 5¢ on 3d rose, 10¢ on 3d lilac, rose, 25¢ on 3d orange, 50¢ on 3d violet, and \$1 on 3d green. The 10¢ and \$1 were never issued to the public. Only 4,800 each of the perf 12 ½ stamps were printed, so they are all expensive. The 2¢ perf 14 had over 2.1 million printed, with 244,000 of the 5¢ and 10¢, almost 500,000 of the 25¢, 370,000 of the 50¢, and 118,000 of the \$1. Some stocks (about 1,000) of the 10¢ and \$1 were destroyed. Blocks of four of the 5¢ and of six of the 10¢ perforated exist, as well as mint blocks of the perf 14 overprints. A block of 4 of the 25¢ mint perf 12 ½ is known as well as mint pairs of all overprints.

Stamps overprinted SPECIMEN and CANCELLED are known, intended as reference copies for postal authorities of various countries. Typographed forgeries are known.

Cancels. An oval with POST OFFICE VICTORIA and coat of arms was commonly used, as well as an oval PAID/Post Office Victoria, Vancouver Island cancel. New Westminster and Nanaimo also each had an oval cancel. A set of barred ovals with numbers between 1 and 35 (not all numbers were used) were issued and they can be found on the decimal stamps. The extensive operations of express companies such as Wells Fargo, Bernard's, Dietz & Nelson, etc. produced cancels for these companies that occur on the stamps. Mails that went through San Francisco in this

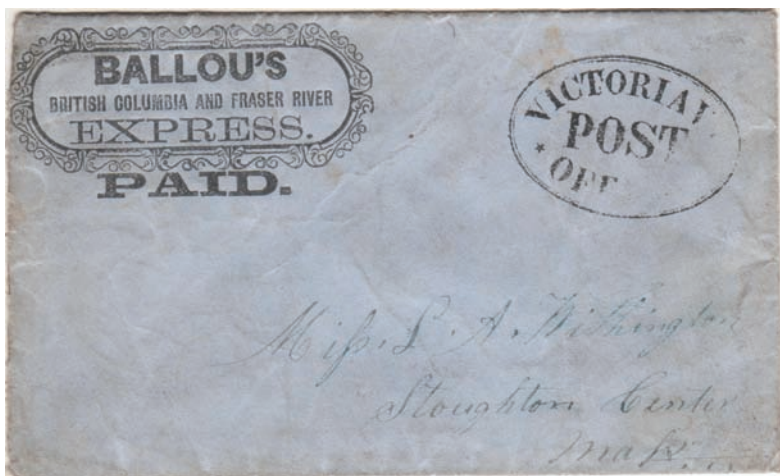
period acquired U.S. cancels as well as British cancels if their letters were addressed to the U.K. or overseas via the U.K.

Rate Studies: Domestic, Other BNA Colonies, U.S., U.K., Worldwide Covers. Almost all covers are expensive for these stamps. In addition to domestic use, covers to the U.S., Canada, Nova Scotia, New Brunswick, and Great Britain are known. Since U.S. stamps were available at the major post offices to pay the U.S. portion of a rate, combination covers with B.C. and U.S. stamps are highly sought and usually they are very expensive.

Auxiliary Services. Registration was available, but registered covers are extremely rare. Express companies forwarded mail to and from gold camps for various fees. Some companies had stamps that were affixed in addition to the colonial postage.

The wonderful collection formed by Gerald Wellburn won many international grand awards showing the stamps and postal history of this area; it is the standard

against which all collections are now judged. A beautiful book showing this material was published in 1987 by Daniel Eaton. While expensive, it can be found in philatelic literature dealers' stock or occasionally in auctions.



VII. 19TH CENTURY PENCE PERIOD STAMP ISSUES: CANADA, NS, NB, PEI, NF, VI & BC

Canada

Stamps: Stamps were denominated in pence and the 3d was issued May 1, 1851, a 6d on May 6, and 12d on July 19. The letter rate to Great Britain was 7½d by Canadian packet or 10d via the Cunard Ship Line via New York, thus a 10d stamp was issued December 22, 1854, and a 7½ stamp May 23, 1857. Finally, a new law required newspapers sent by someone other than the publisher be paid by the ½d stamp issued July 24, 1857.



Preproduction (Proofs and Essays). A variety of essays for the 3d stamp were created for the proposed stamp, and all are rare. Only a 3d die proof is known but additional die proofs were

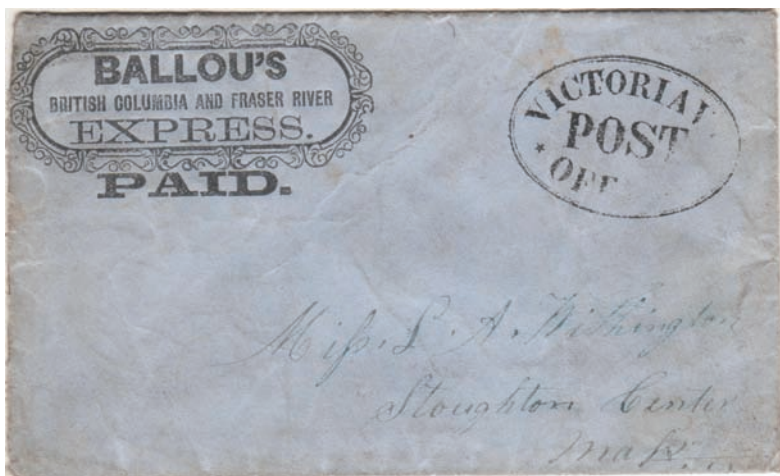
period acquired U.S. cancels as well as British cancels if their letters were addressed to the U.K. or overseas via the U.K.

Rate Studies: Domestic, Other BNA Colonies, U.S., U.K., Worldwide Covers. Almost all covers are expensive for these stamps. In addition to domestic use, covers to the U.S., Canada, Nova Scotia, New Brunswick, and Great Britain are known. Since U.S. stamps were available at the major post offices to pay the U.S. portion of a rate, combination covers with B.C. and U.S. stamps are highly sought and usually they are very expensive.

Auxiliary Services. Registration was available, but registered covers are extremely rare. Express companies forwarded mail to and from gold camps for various fees. Some companies had stamps that were affixed in addition to the colonial postage.

The wonderful collection formed by Gerald Wellburn won many international grand awards showing the stamps and postal history of this area; it is the standard

against which all collections are now judged. A beautiful book showing this material was published in 1987 by Daniel Eaton. While expensive, it can be found in philatelic literature dealers' stock or occasionally in auctions.



VII. 19TH CENTURY PENCE PERIOD STAMP ISSUES: CANADA, NS, NB, PEI, NF, VI & BC

Canada

Stamps: Stamps were denominated in pence and the 3d was issued May 1, 1851, a 6d on May 6, and 12d on July 19. The letter rate to Great Britain was 7½d by Canadian packet or 10d via the Cunard Ship Line via New York, thus a 10d stamp was issued December 22, 1854, and a 7½ stamp May 23, 1857. Finally, a new law required newspapers sent by someone other than the publisher be paid by the ½d stamp issued July 24, 1857.



Preproduction (Proofs and Essays). A variety of essays for the 3d stamp were created for the proposed stamp, and all are rare. Only a 3d die proof is known but additional die proofs were

created in the 1860s for all stamps up to that time, widely available in various colors, some with SPECIMEN printed over them. Many versions exist and are fairly easy to acquire, if generally expensive.

Production (Plating, Errors, Varieties). The first stamps were printed on sheets of two 10 x 10 panes, while the latter three values were printed on a single-pane 12 x 10 stamp layout. The paper initially used in the printing process was *laid paper*, and it was soon replaced by *wove paper*. There were many variations in this paper and these varieties are listed and collected.



The ½d, 3d, and 6d were perforated in 1858, and the 6d is much rarer and more expensive than the other two. Forgeries have been made of the 12d for over 100 years; all of them are easy to detect.

Cancels: Stamps were cancelled by ink with a pen, by a hand-held hammer that had a steel head with 7 rings, or other, locally obtained device. In 1860 duplex hammers for many towns were distributed; these had both an obliterating piece and the town name and date on a single hammer to reduce the time needed to cancel the stamp and date the cover. A few homemade specialty cancels, called fancy cancels, are known later in the 1850s. The 4-ring cancels, 54 numbers within 4 rings, were introduced in 1859. See the chapter on cancels for more details. A few railroad cancels were used as mail began to be transported and sorted in mail cars; these are highly sought on cover and stamp.

Rate Studies: Domestic, Other BNA Colonies, U.S., U.K., Worldwide Covers. Firby (1984) estimated that there are fewer than 2,500 total Pence covers surviving. Most of these are 3d single weight domestic covers. All other Pence covers can be expected to be expensive. Foreign rate covers are very expensive and difficult to find except those to the U.S.

Domestic mail one can find in the Pence period includes letters, printed matter and circulars, and newspapers, with one domestic parcel post item (begun in 1859) surviving. Fewer than 150 of such items have survived. Newspapers, circulars, and printed matter to foreign destinations are all rare.

Auxiliary Services (Money Letters, Registration). Letters with money were noted as such early in the Pence period to improve security in transmission, and registration was begun in 1855 for an additional 1d, which was paid in cash since no stamps could make up the rate until the ½d was issued in 1858. Registered and money letters are collectible. Money and registered letters to the U.S. are rare, to other destinations even more so.

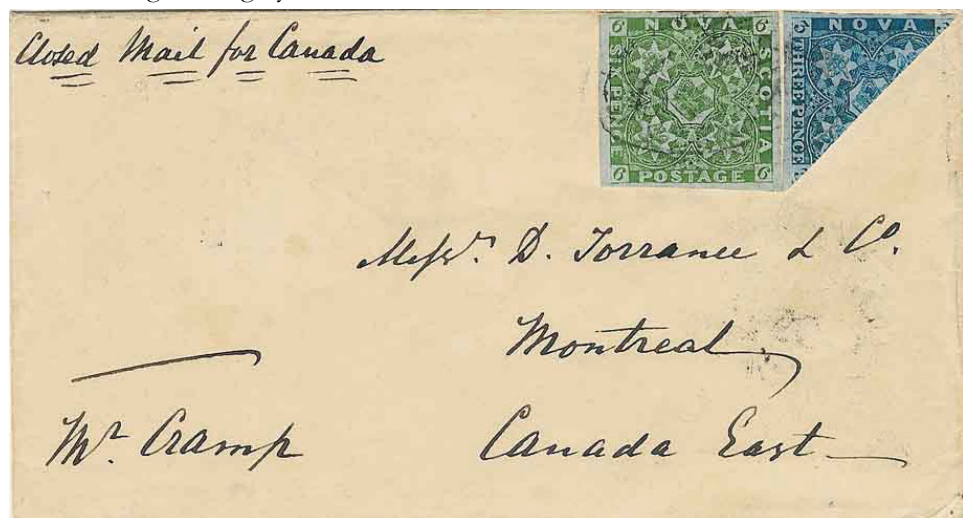
Nova Scotia

Stamps were issued initially in 3d (in blue), 6d (in yellow and dark green), and 1/ (in violet, and the first printing is termed cold-violet) denominations on September 1, 1851, with a 1d following in January 1854.

Preproduction. Trial color die proofs are known for all four pence issues (all very rare), as are trial color plate proofs (rare), and plate proofs in black on card (scarce except for rare 3d). The 6d and 1/ usually have SPECIMEN stamps in large letters across parts of some of them. Reprints were made in 1890 of all values with 800 of each.

Production of the stamps by Perkins Bacon of London was in sheets of 160 (10 x 16) on watermarked wove gummed paper. Only about 12 unused cold-violets are known. All stamps were imperforate. Forgeries have been made of all values, but are all poor imitations. Nevertheless, they are collected.

Cancels. The primary cancellations used on NS pence stamps include an oval with horizontal lines, town cancels, U.S. Boston circular daters from the Halifax packet, and British receiving markings such as the Liverpool packet marks. Atlantic mail boat markings are highly collectible.



Rate Studies: Domestic, Other BNA Colonies, U.S., U.K., Worldwide Covers. Jephcott, Greene, and Young (1964) and Argenti (1962, 1976) provide a comprehensive coverage of rates for which the pence stamps are known. Other than the 3d used on a domestic cover, almost all pence covers are scarce to rare and generally will be expensive. Since many rates required bisecting stamps to obtain the appropriate rate (approved by the NS post office), covers with such rates are highly sought. Several websites currently available show most of the recorded rates, including the Wilkinson exhibit at the Charles G. Firby Auctions website and the Frederick R. Mayer Foundation website.

Classes of Mail. In addition to letter rates, newspapers and printed matter were mailed, but are rare to nonexistent.

Auxiliary Services. Registration of letters was available domestically at 6d, but such registered items are scarce to rare.

New Brunswick



Stamps were issued initially in 3d (in red), 6d (in yellow), and 1/ (in violet) denominations on Sept. 6, 1851.

Preproduction. Trial color die proofs are known for these pence issues (all very rare), as are trial color plate proofs (rare), and plate proofs in black on card (scarce except for 3d which is rare). The 6d and 1/ usually have SPECIMEN stamps in large letters across parts of some of them. Reprints were made in 1890 of all values with 800 of each.

Production of the stamps by Perkins Bacon of London was done in sheets of 160 (10 x 16) on watermarked wove gummed paper. All stamps were imperforate. Forgeries have been made of all values, but all are poor imitations. Nevertheless, they are collected.

Cancels. The cancellations used on NB pence stamps included a set of barred ovals with numbers between 1 and 31, town cancels, British receiving markings such as the Liverpool packet marks, and Atlantic mail boat markings.

Rate Studies: Domestic, Other BNA Colonies, U.S., U.K., Worldwide Covers. Jephcott, Greene, and Young (1964) and Argenti (1962, 1976) provide a comprehensive coverage of rates for which the pence stamps are known. Many rates required bisecting or even quadrisectioning the 1/ stamp to obtain the appropriate rate, and covers with such rates are highly sought. The lack of a 1d stamp prevented some rates from being constructed, even with bisects. The Wilkinson exhibit at the Charles G. Firby Auctions website shows many examples. Destinations other than to the U.S., New Brunswick, and Great Britain are rare.

Classes of Mail. In addition to letter rates, newspapers and printed matter were mailed, but are rare to nonexistent.

Auxiliary services. Registration of letters was available domestically at 6d, such items being scarce to rare.

Prince Edward Island

Stamps were issued in PEI January 1, 1861. Initially, 2d (rose), 3d (blue), and 6d (yellow green) values were issued, with 1d (orange brown) and 9d (violet) added late in the year. In late 1862 some values were reprinted and a 4d (gray black) value added. Color shades varied with additional printings, and a 4½d (yellow brown) was added in 1870. All were printed by electrotype by Charles Whiting of London, done cheaply and often with varieties on poor quality papers. The 2d first printing included a rouletted variety that is a great rarity.

Preproduction. Die essays of the 3d, 4½d, and 6d are



known, as well as trial color plate proofs of all values except the 9d exist.

Production. Stamps were printed in 30-stamp sheets (60 for the 2d), in a 5 x 6 format. The numbers printed range from about 90,000 of the 6d to 690,000 of the 2d. Of these, significant proportions were sold by the PEI government in 1874 to private dealers. This resulted in low prices for mint stamps since then. Forgeries are known, quite poorly reproducing the already poor images.

Cancels. These include circular town cancels, rate and paid handstamps, grid stamp cancels, and a barred oval with 13 (Charlottetown).

Rate Studies: Domestic, Other BNA Colonies, U.S., U.K., Worldwide Covers. Lehr estimated about 800 pence covers exist. Most of these are domestic, and covers going anywhere else are scarce to rare. Covers to Newfoundland, Nova Scotia, New Brunswick, Canada, U.S., Great Britain, France, British Guiana, and Burma are recorded.

Auxiliary services. Registration was available, but examples are rare.

Vancouver Island and British Columbia



Stamps were issued for Vancouver Island and British Columbia early in 1860. Initially, a 2½d (rose) was issued for use in both colonies. In 1865 with the joining of the two under the name British Columbia a 3d (blue) was issued. These were the only pence stamps issued.

Preproduction. Progressive die proofs in black, die proofs in red, and plate proofs in red of the 2½d exist, and trial and as-issued die proofs in black, red, green, brown, buff, and blue of the 3d are known, as well as a probable plate proof in blue. A reprint of the 2½d was made in 1862 in a single sheet for the International Exhibition in London in bright orange rose.

Production. The 2½d was printed in 4-pane sheets of 60 stamps in a 10 x 6 format. About 230,000 were printed. The over 1.1 million of the 3d were printed, but over 850,000 were destroyed, leaving about 250,000 probably issued. The 2½d is known unused with blocks of 18, 26, 12, 6, and a number of blocks of 4. A used block of 8 is recorded. The 3d was almost always cut into strips, and only one block of 4 is recorded used. Mint blocks of the 3d are scarce, and a block of 20 is known. Lithographed forgeries are known.

Cancels. An oval with POST OFFICE VICTORIA and coat of arms was commonly used, as well as an oval Post Office Victoria Vancouver Island cancel. New Westminster and

Nanaimo also had an oval cancel. A set of barred ovals with numbers between 1 and 35 (not all numbers used) were issued and some can be found



on both pence stamps. The extensive operations of express companies such as Wells Fargo, Bernard's, Dietz & Nelson, etc. produced cancels for these companies that occur on the stamps. Since almost all mails went through San Francisco in this period, there can be U.S. cancels as well as British cancels.

Rate Studies: Domestic, Other BNA Colonies, U.S., U.K., Worldwide Covers. Almost all covers are expensive for these stamps. In addition to domestic use, covers to the U.S., Canada, Nova Scotia, New Brunswick, and Great Britain are known. Since all foreign destinations required transit through the U.S., arrangements were made to have U.S. postage stamps available in the major post offices to pay the U.S. portions of the fees. This continued until postal agreements with the U.S. no longer required



them. An example is shown above.

Auxiliary services. Registration was available but covers are very rare. Express companies forwarded mail to and from gold camps for various fees. Some companies had stamps that were affixed in addition to the colonial postage.

VIII. FRENCH AND BRITISH PERIOD PHILATELY (1685–1851)

British North America (Lower and Upper Canada, New Brunswick, Nova Scotia, Prince Edward Island)

This period is entirely stampless for both internal and outbound mail (no Canadian stamps were issued until 1851). As such, the focus of collectors is on postmarks, rates, and routes. The collection of stampless covers—also termed ‘folded letters’—was not popular until postal history became a major area of research a few decades ago. Now the scarcer stampless covers are quite expensive, depending on their postmarks, mail routes, contents, and signatures.

French Period Philately, 18th Century

There are a few available covers between 1685 and 1760 that show delivery between Quebec and Montreal or from either to France. These are expensive and very hard to obtain.

British Period Philately, 1763–1851

There is little available material to collect prior to 1800. The first part of the period was devoted to consolidation of British mails, with Benjamin Franklin as the first postmaster of all BNA colonies. The American Revolution severely restricted mails between the BNA colonies and Great Britain. The latter part of the 18th century was devoted to consolidation and development of the BNA colonies. Again, relatively little material is available. By 1800, things settled down a bit, and more mail flowed as commerce was developed, but the 1812–1815 war between the United States and Great Britain again interrupted shipping and communication. Some interesting rates are found, and collectors and authors such as Allan Steinhart and Jack Arnell have documented this period through to the years when Canada and the other Maritime colonies took over their own postal systems in the early 1850s. Also, several collectors, notably Dorothy Sanderson and Dr. John Robertson, have studied the postal history between Canada and the U.S. Collecting in this period, given the absence of stamps, tends to focus on postal history. Domestic, cross-border to the U.S., interprovincial mails among the BNA colonies, and mail to other countries prior to 1851 (and even well into the Pence issue) is so limited that it is difficult to do anything other than find an example or two. Steinhart had the most extensive showing of such material; his collection was sold in Europe a few years ago. Some collectors focus on only mail from or to one of the colonies. New Brunswick, Nova Scotia, and Prince Edward Island all have their own separate histories around which there have been notable collections. Shown below is a stampless cover from Charlottetown, Prince Edward Island, to Edinburgh, Scotland, sent in 1803 and believed by Steinhart to be the earliest cover from PEI to

them. An example is shown above.

Auxiliary services. Registration was available but covers are very rare. Express companies forwarded mail to and from gold camps for various fees. Some companies had stamps that were affixed in addition to the colonial postage.

VIII. FRENCH AND BRITISH PERIOD PHILATELY (1685–1851)

British North America (Lower and Upper Canada, New Brunswick, Nova Scotia, Prince Edward Island)

This period is entirely stampless for both internal and outbound mail (no Canadian stamps were issued until 1851). As such, the focus of collectors is on postmarks, rates, and routes. The collection of stampless covers—also termed ‘folded letters’—was not popular until postal history became a major area of research a few decades ago. Now the scarcer stampless covers are quite expensive, depending on their postmarks, mail routes, contents, and signatures.

French Period Philately, 18th Century

There are a few available covers between 1685 and 1760 that show delivery between Quebec and Montreal or from either to France. These are expensive and very hard to obtain.

British Period Philately, 1763–1851

There is little available material to collect prior to 1800. The first part of the period was devoted to consolidation of British mails, with Benjamin Franklin as the first postmaster of all BNA colonies. The American Revolution severely restricted mails between the BNA colonies and Great Britain. The latter part of the 18th century was devoted to consolidation and development of the BNA colonies. Again, relatively little material is available. By 1800, things settled down a bit, and more mail flowed as commerce was developed, but the 1812–1815 war between the United States and Great Britain again interrupted shipping and communication. Some interesting rates are found, and collectors and authors such as Allan Steinhart and Jack Arnell have documented this period through to the years when Canada and the other Maritime colonies took over their own postal systems in the early 1850s. Also, several collectors, notably Dorothy Sanderson and Dr. John Robertson, have studied the postal history between Canada and the U.S. Collecting in this period, given the absence of stamps, tends to focus on postal history. Domestic, cross-border to the U.S., interprovincial mails among the BNA colonies, and mail to other countries prior to 1851 (and even well into the Pence issue) is so limited that it is difficult to do anything other than find an example or two. Steinhart had the most extensive showing of such material; his collection was sold in Europe a few years ago. Some collectors focus on only mail from or to one of the colonies. New Brunswick, Nova Scotia, and Prince Edward Island all have their own separate histories around which there have been notable collections. Shown below is a stampless cover from Charlottetown, Prince Edward Island, to Edinburgh, Scotland, sent in 1803 and believed by Steinhart to be the earliest cover from PEI to

another country. This cover illustrates several features that collectors of this period focus on: the rate due in Scotland of 3/9 (3 shillings ninepence), a London (UK) receiver, manuscript inside from “St. John’s Island” (the earlier name for PEI), and a docketed receiving date of June 28. This cover was sent via a private ship, and the captain received 1d as a carriage fee.

Postmarks. Each colony began to use various postmarks. Some are *straight-line cancels*, with the name and colony abbreviation in a single line. Some have a date below. Also, *circular cancels* began to be used with the date in the middle of circular town and colony names. Quebec used so-called *Bishop’s marks*, which emulated English postmarks. These are circular, with Quebec forming the circle, some with circular lines outside and inside, at least one with no lines, and a date in the middle. Mail traveling by ship to and from England was often marked with *ship letter postmarks*. These are found as ovals, straight-lines, and various multi-line configurations. Legislatures in both Upper and Lower Canada began using postmarks in 1849, and these can be found on covers, including postage-free, called free-franked, material



sent from the legislatures when they were sitting. After 1800, more towns began to use straight-line marks and double-line circular cancels with the town name between two concentric circles. These are much easier to obtain and collect, many

found in the 1830s and 1840s into the 1850s, until the colonies began to use new canceling devices and daters. As commerce increased, the need to send valuables led to *Money Letter postmarks* that indicated enclosed currency.

Rates and Routes. The study of rates in the 1800–1851 period is complex, with distance and number of sheets determining the rates. Domestic mail in each colony is certainly collectible, with money letters providing additional variations. Cross-border mail with the U.S. is a popular focus for both collectors of Canada and U.S. material. Various towns were designated as customs and mail exchange points and have associated cancels that are collected as routes. Foreign mail is uniformly rare from all the BNA colonies except to England or Scotland. Covers to France and Portugal are next most likely to be found, followed by various European countries. Mail to any other continent is so rare that only single examples to many countries are recorded. The North American war of 1812–1815 and somewhat after provides an interesting challenge to find various special rates due to blockading and

currency inflation. With the introduction of steamships in the late 1830s, a collector can find trans-Atlantic mail carried by early steamships. River steamboats also had mail clerks for Canada, and steamboat mail is very collectible in the late 1840s into the 1850s.

IX. 19TH AND 20TH CENTURY NEWFOUNDLAND

“Newfoundland was a self-governing Dominion of the British Empire from 1855–1933, when it became a Crown Colony. In 1949 it united with Canada.” – *Scott Classic Stamp Catalogue*, 2007.

Newfoundland issued almost 300 postage stamps while a Dominion and Crown Colony, 30 pieces of postal stationery, and almost 75 revenue stamps. Because of that, it provides collecting opportunities for general collectors as well as material for specialists or topical collectors. It attracts those who collect definitive or commemorative stamps, airmail stamps, postal stationery, revenues, varieties, postal history/rates, as well as those just fond of stamps from the earlier years of philately. There are no “wallet-busters” in Newfoundland’s 20th century issues except for several very rare airmails.

The Pence Issues (1857–1865)

“In 1856 the British Government authorized the issue of Newfoundland postage stamps, which were placed on sale from 1 January 1857. Stamps were slow to become popular and many continued to send letters unpaid, the recipient paying upon delivery...” – Colin Lewis, BNAPS Exhibit Series #42.

The 1857 emanations were imperforate in nine values from 1d to 1s, in various shades of brownish claret and scarlet vermillion. The 3d issue was a triangle—the only 19th century BNA triangle—in yellow green. A second printing in 1860 was of just five of the values, from the 2d to 1s in orange or Venetian red. The last printing in 1861 had all the values again, in violet brown, rose lake, and green for the 3d triangle. Common rates were 3d for local and inland (colonial) letters, and 6d for mail to Great Britain.



The stamps were recess-printed by Perkins, Bacon & Co. (London) in various sheet formats, from as few as 20 stamps (5 x 4) to as many as 120 (12 x 10). Some of the stamps in the last two sets are watermarked STACEY WISE 1858 and copies showing the watermark sell for a premium. Essays of the 3d, 6d, and 1s were produced followed by plate proofs of all stamps. These were in black. Proofs in bright colors are Perkins Bacon trade sample sheets from 1902 onward. These are also fervently collected by specialists.

Quantities issued of some of the pence issue are quite low, especially the 1s stamps of the first two printings (only 1,000 of Scott #15, for example), making

currency inflation. With the introduction of steamships in the late 1830s, a collector can find trans-Atlantic mail carried by early steamships. River steamboats also had mail clerks for Canada, and steamboat mail is very collectible in the late 1840s into the 1850s.

IX. 19TH AND 20TH CENTURY NEWFOUNDLAND

“Newfoundland was a self-governing Dominion of the British Empire from 1855–1933, when it became a Crown Colony. In 1949 it united with Canada.” – *Scott Classic Stamp Catalogue*, 2007.

Newfoundland issued almost 300 postage stamps while a Dominion and Crown Colony, 30 pieces of postal stationery, and almost 75 revenue stamps. Because of that, it provides collecting opportunities for general collectors as well as material for specialists or topical collectors. It attracts those who collect definitive or commemorative stamps, airmail stamps, postal stationery, revenues, varieties, postal history/rates, as well as those just fond of stamps from the earlier years of philately. There are no “wallet-busters” in Newfoundland’s 20th century issues except for several very rare airmails.

The Pence Issues (1857–1865)

“In 1856 the British Government authorized the issue of Newfoundland postage stamps, which were placed on sale from 1 January 1857. Stamps were slow to become popular and many continued to send letters unpaid, the recipient paying upon delivery...” – Colin Lewis, BNAPS Exhibit Series #42.

The 1857 emanations were imperforate in nine values from 1d to 1s, in various shades of brownish claret and scarlet vermillion. The 3d issue was a triangle—the only 19th century BNA triangle—in yellow green. A second printing in 1860 was of just five of the values, from the 2d to 1s in orange or Venetian red. The last printing in 1861 had all the values again, in violet brown, rose lake, and green for the 3d triangle. Common rates were 3d for local and inland (colonial) letters, and 6d for mail to Great Britain.



The stamps were recess-printed by Perkins, Bacon & Co. (London) in various sheet formats, from as few as 20 stamps (5 x 4) to as many as 120 (12 x 10). Some of the stamps in the last two sets are watermarked STACEY WISE 1858 and copies showing the watermark sell for a premium. Essays of the 3d, 6d, and 1s were produced followed by plate proofs of all stamps. These were in black. Proofs in bright colors are Perkins Bacon trade sample sheets from 1902 onward. These are also fervently collected by specialists.

Quantities issued of some of the pence issue are quite low, especially the 1s stamps of the first two printings (only 1,000 of Scott #15, for example), making

them among the most costly of Newfoundland stamps. Covers of all of these stamps are exceedingly rare. Pence forgeries are common, many created by Spiro or Sperati, but distinctions are well documented in a number of standard Newfoundland references.

We recommend that collectors of modest means who desire examples of the pence stamps seek out the 1861 set. Sound examples of mint stamps can often be bought from online auctions for just a few dollars. The first issue, pictured above, is another pence issue that is easily obtained in nice condition at a modest cost. There



were a large number of remainders of the 1861 set, with some on sale at the General Post Office in St. John's as late as 1917.

The Cents Issue (1865–1898)

At the beginning of 1865 Newfoundland introduced a decimal system of currency. This required the issuance of a new series of postage stamps, replacing the pence stamps in place since 1857. The new stamps are commonly called the “Cents Issues.” No longer would the country's stamps be printed in Great Britain, as it was decided the new cents stamps should be printed in New York. The contract was awarded to the American Bank Note Company (ABNC) of New York. Except for the 1¢ first printing, the ABNC printed all Newfoundland stamps from 1865 to 1879. At that point, printing was transferred to the British American Bank Note Company in Montreal or Ottawa.

The first six issues were printed in sheets of 100 (10 x 10) on yellowish or stout white paper in quantities of 100,000 (both papers). The designs provided homage to Queen Victoria (12¢ and 24¢), 10¢ for the Prince Consort, a 2¢ codfish (an important Newfoundland export), a 5¢ Harp Seal, and a 12¢ schooner. Many of us can still recall our introduction to the beautiful animal stamps from Newfoundland that could be bought for pennies—the green or orange codfish, or the Newfoundland dogs, seals, etc. The animal designs started with the 1865 issue and would become a philatelic tradition until unification with Canada. The rates intended were: 2¢ green for drop covers; 5¢ brown for inland; 10¢ black for double rate inland; 12¢ red-brown for Great Britain; 13¢ orange yellow for U.S. and Canada, and 24¢ blue for the double rate to Great Britain. A 1¢ dull purple Prince of Wales stamp was issued in 1868 for circulars. Subsequent stamps were released, including Queen Victoria designs—a 3¢ vermillion and 6¢ dull rose in 1870 due to a reduced



inland rate. Different shades of several of the stamps were subsequently issued, and rouletted versions of the 1¢ to 5¢ values came out in the late 1870s.

Proofs and color trials were issued for all of the ABNC stamps except for the rouletted issues. Plate inscription blocks are very popular, while margin singles can be found with full inscriptions. Actually, multiples of *all* the cents issue are in great demand. Sammy Whaley has documented almost 1,000 covers franked by the first cents issues. The 6¢ first printing is the one seen most often, while examples of the 1¢ and 2¢ rouletted issues are quite rare. The rarest, paying the proper rate, is the 24¢ (two known). Whaley's study is *Newfoundland: 1865-1879, the New York Printings*. The most expensive of these stamps is the 5¢ brown seal. Centering is a challenge on many of these issues; it greatly influences price.

New cents designs were issued by the British American Bank Note Co. (Ottawa) in 1880, starting with a 1¢ brown Edward, 2¢ green codfish, 3¢ blue Victoria, and 5¢ seal. In 1887 colors were changed and a ½¢ rose Newfoundland dog and 10¢ black schooner were added. A final new design in 1890, in black, was of Queen Victoria. All sheets were 10 x 10, except the 10¢ schooner, which was 5 x 10. In 1894, four Montreal printings resulted in a new color for the ½¢ dog and 5¢ seal and use of ABNC plates with new colors for its 6¢ Victoria and 12¢ Prince Consort. A special limited printing in 1896 (probably philatelically inspired) of 10,000 each was issued of the ½¢ orange dog, 1¢ brown Edward, 2¢ green codfish, and the 3¢ Victoria in both blue and brown. In November 1897, during a stamp shortage, Colonial Secretary J. Alexander Robinson ordered the last printings of cents stamps; they were the ½¢ orange dog, the 1¢ Edward in yellow-green, and the 2¢ orange codfish.

The second cents issues, unlike the first cents issues, have fewer proofs of the BABC stamps. Plate proofs of the ½¢ are known as well as color trials. Die proofs and plate proofs of other values have been reported but are seldom seen. The 2¢ orange cod is known imperforate. Some but not all of the BABC sheets have plate inscriptions. The good news is that most mint copies of the latter cents issues are not expensive. Covers are less expensive for most of the 1880–1898 issues than the first cents issues, and are in greater supply.

The 1897 Cabot Issue

At the beginning of 1897, Colonial Secretary Robert Bond decided to issue a long set of stamps to commemorate the 400th anniversary of the discovery of



Newfoundland by John Cabot. One stamp would be dedicated to Queen Victoria and others promoted Newfoundland. Bond sensed a potential for increased revenue for the post office, with the U.S. Columbians and Canadian Silver Jubilee sets as models. There would be 14 stamps from the 1¢ Victoria to a 60¢ Cabot. Die and plate proofs were made in various colors. The stamps were recess-printed by the American Bank Note Company in 10

x 10 formats. One hundred sets of the stamps overprinted SPECIMEN were also issued. In order to maximize sales, existing Newfoundland issues were recalled. As a further fillip the plates were destroyed after printing, barring further printings. Given all this, a complete set of this important issue can still be obtained for a modest amount. Lower values are commonly seen on covers but values from 24¢ to 60¢ often overpay required rates and are less desirable to postal historians.

What seemed like a good plan became a disaster. The public ate up the 1¢ and 2¢ low values but eschewed the higher values. One could still buy the 60¢ at the post office in St. John's as late as 1936. By September, the two low values were almost exhausted. The 1¢ was needed for drop mail, circulars, and other 3rd class use. With the plates gone, and few older 1¢ stamps to be found, Newfoundland had its first postal crisis. New 1¢ and 2¢ values were ordered but they would not arrive until early December and a fix was needed by mid-October.

Newfoundland's 1897 Surcharged Stamps

In early October 1897 a metal handstamp with PAID ALL was used in place of 1¢ stamps. Then on October 19th, 40,000 of the 1890 Queen Victoria were released, surcharged ONE CENT in three different fonts locally. The settings were in 50, and only 2 of the stamps have a gothic font (sans serif). Blocks showing all three fonts are highly desirable but catalogue for more than \$1,000. Trials (190 of them) were also made with red surcharges, red & black surcharges, or double red surcharges. These are also very valuable. The 1897 surcharges were the first 3 of 15 stamps to be surcharged. There was also a surcharged postal card. The new 1¢ red Victoria arrived in early December, and the postal crisis was over.



The Royal Family Issue (1897–1901 and 1908)



This is one of the most famous BNA sets because of the images portrayed. It shows the reigning monarch and three future kings: Edward VII, George V, and Edward VIII (his first image ever on a postage stamp). Both the queens of Edward VII and George V are also depicted. An additional 2¢ stamp with a map of Newfoundland is closely linked to the set as it was issued when the 2¢ Edward stamp's final 1908 printing was lost at sea with the sinking of the *S.S. Sylvia*. These stamps were produced by the American Bank Note Company in sheets of

100 or 200. There are die proofs and plate proofs of all issues. Forty-seven different SPECIMENS are known, including three of the map stamp. The stamps mint or used can be purchased for very modest amounts. Imperforate values of the set also exist, initiating a practice that continued for a number of future sets. These are described by some writers as “postmaster perquisites.” They are still widely sought, and covers are easily obtained. The most difficult value to find is the 1¢ red Victoria since it was only in use from December 1897 to June 1898, when the color was changed to green to reflect Newfoundland’s compliance with U.P.U. regulations.

The Guy Issue of 1910

The year 1910 marked the 300th anniversary of the first attempt to settle the island, by John Guy. Eleven values from 1¢ to 15¢ were lithographed by Whitehead, Morris



& Co. Ltd. of London, which would become printer of Newfoundland issues until 1929. They portrayed King James I, Guy, Francis Bacon, King Edward VII, King George V, as well as Newfoundland scenes. They were issued in either sheets of 100 or 200. The first 6¢ Bacon had the Z in COLONIZATION reversed (Scott #92) and this was corrected with another printing. This issue has an amazing number of varieties, including different perforations, imperforate copies, and various proofs in black and trials in different colors. In 1911, the six high values in the set were issued

engraved, again with numerous varieties. There are no marginal inscriptions or plate numbers on either set. The higher values (6¢ and above) are scarce on cover, especially paying correct rates, as is the case with the next two sets.

The 1911 King George V Coronation Issue

The set returned to the use of portraits of the Royal Family. Values were from 1¢ to 12¢, featuring King George V and Queen Mary, and other members of the Royal Family. The set was engraved in sheets of 100. As in the previous set, copies are known imperforate and there are black proofs and color trials.

The 1919 Caribou Issue

“We lost more sailors in the War than all the rest of the Colonies and Dominions put together!... I have a parish of about 300 families, and from these 75 young men took part in the fighting on land and sea. Of those, 22 laid down their lives.... Our Caribou Issue of stamps shows to the world something of what our Newfoundland boys did.” – Rev. E.A. Butler, 1928.

This set was issued in 12 values, from the 1¢ to 36¢. The animal pictured is a composite of a caribou and moose. The phrase “Trail of the Caribou” was originated by a Royal Newfoundland Regiment chaplain. Four values bear the word UBIQUE, which stands for “everywhere,” in honor of the Naval Forces. The other stamps commemorate special engagements. The 1¢, 2¢, and 3¢



values were printed in sheets of 200. The higher values are in sheets of 100. The lower values have marginal plate numbers. All the values are known as imperforate proofs. Several stamps were issued in more than one shade, the most famous involving the 15¢ value. Its primary color is dark blue but it also exists in Prussian blue. Other varieties include partial double printings.

The 1920 Provisionals

Low values of the caribou set were popular and had high usage. This combined with irregular steamers from London led to a shortage in 1920. A handstamp POSTAGE PAID was utilized and four surcharged issues released, after several (rare) trial surcharges. Surplus high values of the Cabot set were used, in blocks of 25. The 30¢ Cabot was surcharged TWO CENTS and the 15¢ and 35¢ Cabots THREE CENTS, with bars above and below to obliterate the Cabot value tablets. The initial 3¢ surcharge lower bar did not cover the 15¢ values. Three thousand were surcharged before this was noticed. This is Type I. This was corrected in Type II. The scarce Type I is the most costly of Newfoundland's 20th century issues, outside of some airmails and rare sub-varieties. It and the TWO CENTS values are known with inverted surcharges. Covers are fairly common except for the 3¢ on 15¢.

Pictorial Issues, 1923–1924.

The designs on this series of 14 stamps were scenic or historical landmarks. Values were from 1¢ to 24¢. This engraved set was issued in sheets of 100. The stamps are comb-perforated at 13.8 x 14 perforations, or line perforated at 14.2 x 14.2 and a variety of other gauges. There are imperforate proofs and color trials.

Newfoundland's first booklet was created from the 1¢ and 2¢ values. There are plate numbers on the 3¢ only. This set and subsequent (non airmail) sets can be obtained for modest prices. As is the custom with most Newfoundland issues, covers bearing the high values are somewhat scarce.

Publicity Issues, 1928–1931

Three sets of the publicity stamps were issued. They contained royal portraits, land-sea transport, buildings, scenic, views, and a map. The goal was to attract business and tourists. The first set had 15 values, in sheets of 100 either comb or line-perforated in seven different gauges. The initial values were from 1¢ to 30¢. There are die proofs of all values, and SPECIMEN copies are reported for the 3¢, 6¢, and 20¢. Small crosses exist in the margins to aid in quartering panes into blocks but there are no marginal inscriptions.



In 1929 a new firm was awarded the printing contract, John Dickinson & Co. When Whitehead, Morris, Ltd. refused to turn over the plates, new dies and plates had to be produced. This led to discernible differences in the re-engraved issues. The

second issue had only nine stamps, comb- or line-perforated as in the previous issue. The original 8¢, 9¢, 12¢, 14¢, 28¢, and 30¢ values were not produced. The portrait for the Prince of Wales on the 4¢ value was changed. The differences between the same values in the first and second issues are published in all the main philatelic catalogues. Discovering the differences is entertaining. Plate numbers exist on the 2¢ and 3¢ values, and there are proof color trials and imperforate or partially perforated examples of the 1¢ to 4¢ values. The 6¢ can be found with a SPECIMEN overprint, as well. The new printer was unable to timely deliver a sufficient quantity of the new 3¢ stamp (used for inland mail) so the 6¢ value of the pictorial issues was surcharged THREE CENTS (Scott #160) and used for several days until a new supply arrived. There are trial surcharges, and the final stamp is known printed with an inverted surcharge.

The third publicity set came out in 1931 and was watermarked. There are 11 values in this set, the 9 from the second set and the 8¢ and 30¢ stamps newly re-engraved. The stamps were in place for only a year, and are scarcer than the first two sets. Die proofs exist for all the watermarked stamps. There are plate numbers on the 1¢ and 2¢. The 1¢ is known partially perforated and the 2¢ and 3¢ can be found with inverted watermarks.

Resources Issues, 1932–1938

The new set included animals, views, and royal portraits. It was watermarked and released in sheets of 100, line- or comb-perforated. Ultimately there would be 20 values in the set, although most catalogues distinguish the 1932 values (7¢, 8¢, and 24¢) from the initial set. The 48¢ high value in the set was released in 1937. There are plate numbers for the 1¢ to 3¢ values. The 1¢, 5¢, 25¢, and 30¢ stamps are known with SPECIMEN overprints. Gummed imperforate copies exist for all stamps and those for the lower values exist in large numbers. Most values are known with inverted watermarks. Six different booklets were issued using the 1¢ to 3¢ stamps. There are also many proofs.

1933 Land and Sea Provisionals

A rate change led to a shortage of 15¢ stamps for registry to Canada, the U.S., and Great Britain. A watermarked 15¢ airmail was overprinted “L & S Post” for “Land & Sea” and side bars covered the words “Air Mail.” Speculators bought the 70,000 issued on the first day. Inverted overprints exist, as do vertical strips with and without the overprint. They are exceedingly rare.

1933 Sir Humphrey Gilbert Issue

Once again, Newfoundland honored Sir Humphrey Gilbert, who annexed the island for the United Kingdom in 1583. The 14 values, from 1¢ to 32¢, were engraved in sheets of 100, comb-perforated 13.5 x 13.5 or line-perforated 14 x 14. There were no marginal inscriptions. The images were of Gilbert, Queen Elizabeth, or related history. Fewer than 30,000 were issued of the higher values. SPECIMEN examples exist of all the values, and there also are imperforate proofs.

Issues Honoring the Monarchy

The 1935 Silver Jubilee and 1937 Coronation Issue used common designs shared by other British Empire countries. They are all known with SPECIMEN overprints.

The Long Coronation set of 1937 is the last of the many interesting issues of Newfoundland. The 11 values from 1¢ to 48¢ were printed in sheets of 100, line- or comb-perforated and watermarked, although some of the stamps are known without watermarks. Each value has a cameo of King George VI and Newfoundland animals, or scenic, views. Some of the values have re-entries. They are also known imperforate (gummed) and in black proofs. This set has so much philately going for it, one could specialize in it alone and develop a great collection.

In 1938 four royal portraits were issued of King George VI, Queen Elizabeth, Princess Elizabeth, and Queen Mary. They are known imperforate and have marginal plate numbers.



The 1939 Royal Visit to Newfoundland was honored by a 5¢ stamp. A subsequent shortage of 2¢ and 4¢ stamps led to it being surcharged. All three stamps are very common.

Second Resources Issue, 1942–1949

Ten values from the 1932 Resources set and the four values of the 1938 royal portrait set were reissued in perforation 12.5 x 12.5 between 1942 and 1949. The values were from 1¢ to 48¢. There are many different marginal plate numbers for each of the 14. All values are known imperforate. All are also known with “security hole punches.”

Miscellaneous Late Issues, 1941–1947

A 5¢ commemorative was issued in 1941 for Sir Wilfred Grenfell. In 1943 a 30¢ value featured the Memorial University in St. John's. This was surcharged to 2¢ in 1946 during a shortage of the regular 2¢ value. In 1947, Princess Elizabeth was honored by a 4¢ stamp and Newfoundland's last commemorative was for John Cabot shown on the deck of his ship *Matthew*.

Airmail Stamps and Postal History

Newfoundland airmails are world-famous. They include three of the rarest Commonwealth issues: the 1919 Hawker, 1927 De Pinedo, and 1930 Columbia, with fewer than 300 copies of each issued. The second stamp issued was used to frank mail on the first non-stop crossing of the Atlantic by air in the Vickers-Vimy aircraft in 1919, flown by Alcock and Brown. The third was issued for a flight to Halifax. A permanent set was issued in 1931 unwatermarked. Soon a watermarked set of the same values was issued. Eight thousand of the \$1 value were surcharged \$1.50 to carry mail to Europe on the 1932 Dornier DO-X flight. The Labrador airmail set of 1933 is one of the most beautiful sets of the 1930s from any country. Eight thousand of the



75¢ value were surcharged to \$4.50 for mail to Europe on the 1933 Balbo flight. Both the Dornier and Balbo are known with inverted surcharges. A 7¢ stamp was issued in 1943 for normal usage. Although some of these stamps are very expensive, a number of the airs can still be obtained reasonably.

See also the section on BNA airmails.

Postage Dues

The first postage due stamps were issued in 1939 in seven values. Their low usage makes them difficult to find on cover. Four additional varieties were issued in 1949 with perforation changes, so collectors try to get all eleven.



Postal Stationery

Newfoundland issued 17 post cards, three post bands, six stamped envelopes, four registered envelopes with printed registration markings, and four business reply envelopes. The highlight of this group is a surcharged post card issued in 1889 during a shortage of 2¢ cards. Only six copies are known to have been used during the provisional period.

Revenue Stamps

There are almost 75 issues for revenue, transportation taxes, custom duties, money orders, liquor taxes, and war savings stamps. Although Newfoundland stopped issuing regular stamps in 1947, some revenue stamps were still issued as late as 1964.

Tobacco taxpaid stamps also are collected, although there are not very many of them. They tend to be scarce to rare.

Slogan Cancels and Other Areas

Slogan cancels exist from the 1920s until Confederation with Canada and are collected on cover, on 2" x 4" pieces, or on stamp. This is a fairly limited area.

Collectors specialize in many Newfoundland topics not discussed above but also worthy of philatelic exploration.

X. SPECIAL PRODUCTION STUDIES

Booklets

Booklets were introduced in the Queen Victoria Numeral issue with two panes of six 2c stamps in a 3 x 2 format. These panes and booklets are quite expensive, as are the follow-on booklets of the Edward VII stamps, issued in similar format. With the Admiral stamps, more booklets were created for the public, with many more variations in denominations. Varieties in the cover design created collectible items. Booklets were produced for the Scroll, Arch, and Medallion issues for King George V, Mufti, War, and 1949 issues for King George VI, and onward into the Queen Elizabeth II issues up to present time. Until 1968 the stamps of these booklets were all definitives with the likeness of the reigning King or Queen, but Canada Post issued Christmas stamps in booklet form in that year, and many different subjects have since appeared in booklet form. As with the early booklets, varieties continue to appear in both stamps and covers, promoting booklet collecting. With very few exceptions, modern booklets are not expensive, yet this collecting area represents a challenge to achieve something close to completion.



Imprints and Plate Numbers

From the first stamps of all the Canadian colonies and provinces, stamp printers placed assorted marks on the edges of the stamp sheets to identify themselves as the printer and to identify stamps by various production methods. Thus, for the first stamp of Canada, the 3d beaver, the printer placed "Rawdon, Wright, Hatch, and Edson, New York." in eight positions on the sheet of stamps around the edge on



their wove paper printing of 1852. Later printing companies generally did the same thing throughout the 19th century, and that procedure continues today with the stamps of Canada. Single stamps and multiples are collected to show the imprints. Single stamps often only show part, so multiples are desirable, and blocks are more costly than strips of stamps with the imprint. An example on a single 3¢ Large Queen is shown in section V.

For some 19th century issues beginning in 1868, most stamps also have the denomination printed in the margin. For the Large Queens any evidence of them is rare and the 15¢ did not have a counter. For the Small Queens, the counters are found for all values. This procedure was stopped with the Jubilees.

Beginning with the Jubilees, each plate prepared for printing was given a number, usually consecutive but not always, starting with 1. Starting with the Edwards, many plates were used for the low values.

Post-WWII stamps typically were printed in large sheets with four panes, and imprints were placed in each corner, so that matched sets of blocks of stamps from the four corners are collected up to today. These are listed in current catalogues.

Miniature Sheets

These are stamps printed in smaller sheet format, or even singly, begun in 1961 with the Wilding portrait issue 5¢ stamp in Cello-Paqs (see that listing also). Later, sheets of se-tenant stamps such as blocks of four were issued, and for some issues the format was a small pane of 8, 12, or 16 stamps as the only format for distribution. A variety of this format is the souvenir sheet, issued for a particular event, particularly philatelic exhibitions.



In recent years, an annual souvenir sheet has been issued, as a single and in uncut press sheet form.

First Day Covers

Collectors have always been interested in the earliest use of a stamp, and some seek the earliest recorded usage of a stamp, either off- or on-cover. Since in the 19th century no particular emphasis was placed on introduction of a new stamp, often the date of issue is not known. For some issues it is, and covers with these dates are highly sought and are very expensive. With the issue of the Jubilee stamps, however, the tremendous publicity around them led to collectors seeking to obtain first days of issue, and some prepared covers specifically for that purpose. This was the beginning of the First Day Cover (FDC) collecting area. With less interest in the plain definitives, the topic died until there was increasing use of commemorative



stamps in the late 1920s and into the 1930s. With the great upsurge in collecting in the 1930s, FDC collecting took off. Since that time, with only a few exceptions, the Canadian Post Office

emphasized FDC, collecting. Now, official FDCs are prepared by Canada Post for each issue. Changes in printing methods, however, do not warrant FDC status, so stamp varieties with different perforations, tagging, or other changes are simply put into

production, and collectors still have FDC items to seek that are not as readily available as are most regular FDCs today. Canada stamp catalogues typically list FDCs with their city of issue, or cities in some cases, which leads collectors to seek examples from each city, much as what happened with the Jubilees. FDCs are collected with single stamps on cover, or blocks or plate blocks.

Presentation Books

Presentation books are sets of stamps current at the time given to members of the Universal Postal Union or to delegates to UPU meetings or conferences. They are limited in number and difficult to find. Often they have leather or cardboard covers, and are often bound. Stamps in earlier times were glued down to the pages, but now are sometimes inserted into plastic holders.

Souvenir Folders and Articles

While many privately produced materials have philatelic links, such as the voluminous material for the Royal Train activities, we mention here only officially produced material by Canada Post, which began printing souvenir cards of some stamps in 1959 through 1972. Beginning in 1973, Canada Post produced annual Souvenir Collections of the stamps issued each year. These were followed by many different types of stamp-related materials, such as thematic post cards and issue-oriented materials for particular stamps or stamp sets. Also available are frameable prints of newer stamps and sets, and international philatelic show cards (typically showing early or new stamps in a format related to the stamp show). Prominent among these are cards produced for the Canada International shows CAPEX 78, CAPEX 87, and CAPEX 96.

Coil Stamps

Beginning in the Edward period stamps were produced, initially experimentally, to fit new automatic vending machines as strips termed coils (since they could be put into coiled rolls for the machines). The Canadian Post Office experimented in 1918 with the coil formats, including labeling the stamps on the back and putting holes between the stamp impressions to aid separation, and these are collected.

Since the printing process limited the number of stamps in a strip, the stamps were pasted together, and these joints are collected as paste-ups. Some companies made various cuts or indentations between imperforate stamps for ease of separation. These are very rare in early Edward 2¢ stamps. Later, special productions of coil stamps by the Canada Post Office led to new varieties such as blanks for the first few inches, called leader strips, collectible also. Also, markers between stamps were included on coil products, and stamps with the line between the stamps are collected as line pairs or as strips.

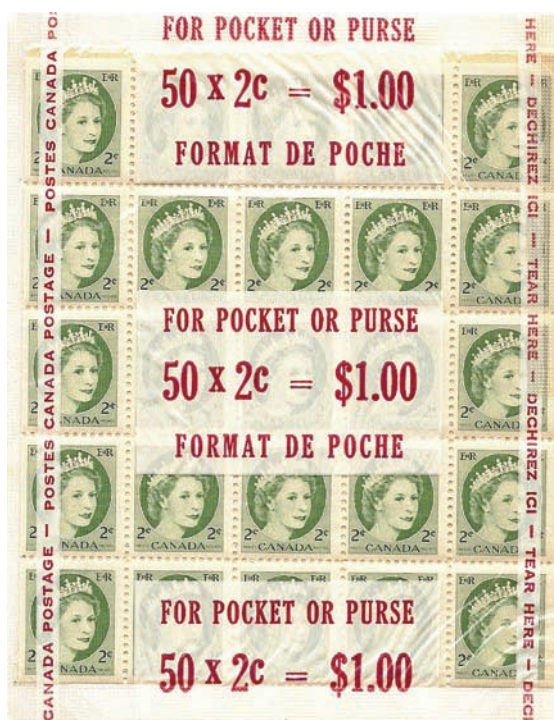


Cello-Paqs

In 1961 Canada issued two Cello-Paqs of stamps. These were issued without any notification to the collecting public, and so these Cello-Paqs can be difficult to find in an unopened state. These packages were designed so that people would have a convenient amount of stamps in the two popular denominations of 2¢ and 5¢; they used the Wilding definitive stamps of 1954.

The original Cello-Paqs were produced with a “DECHIREZ ICI – TEAR HERE” repeated, going down the right vertical side and “CANADA POST – POSTES CANADA” repeated going down the left side of the Cello-Paq. On the front of the paq is printed in red, “FOR POCKET OR PURSE / 50 x 2¢ = \$1.00 (or 20 x 5¢ = \$1) / FORMAT DE POCHE.”

Pictured on the next page is an unopened Cello-Paq of the 2¢ Wilding definitive stamp of 1954, issued in Cello-Paq format in 1961. These miniature panes of stamps were not perforated on the outer edge and so it is possible to have four stamps from each miniature sheet with two straight edges. Many collectors of these miniature panes collect the four corner stamps, used and create a new smaller miniature pane.



A harder way to collect these Cello-Paqs is to collect them still in their packaging. This can be difficult because they were not announced by the Canadian Post Office, and so were used up by the general public and missed by many stamp collectors of the time.

The Christmas stamps first issued by Canada in 1964 are known to be available both tagged and untagged in miniature sheet format. The other definitive stamps were issued in Cello-Paqs as they were introduced, until the Cello-Paqs were discontinued in 1967.

XI. AIRMAILS

Pioneer Airmails of Canada and Newfoundland

A few flights took place early in the 20th century. Only a few cards and covers exist, but they have no specific designations. Toward the end of WWI, various flying clubs and groups began printing stamps for demonstration flights. For example, the Aero Club of Canada began printing stamps for



their demonstration flights. The flights, which were carrying covers bearing both the special stamps and Canadian stamps needed to pay postage for mail carriage, were supported by the Canadian Post Office. Some of these flights produced rarities.



A harder way to collect these Cello-Paqs is to collect them still in their packaging. This can be difficult because they were not announced by the Canadian Post Office, and so were used up by the general public and missed by many stamp collectors of the time.

The Christmas stamps first issued by Canada in 1964 are known to be available both tagged and untagged in miniature sheet format. The other definitive stamps were issued in Cello-Paqs as they were introduced, until the Cello-Paqs were discontinued in 1967.

XI. AIRMAILS

Pioneer Airmails of Canada and Newfoundland

A few flights took place early in the 20th century. Only a few cards and covers exist, but they have no specific designations. Toward the end of WWI, various flying clubs and groups began printing stamps for demonstration flights. For example, the Aero Club of Canada began printing stamps for



their demonstration flights. The flights, which were carrying covers bearing both the special stamps and Canadian stamps needed to pay postage for mail carriage, were supported by the Canadian Post Office. Some of these flights produced rarities.

Semi-Official Stamps of Canada


In the 1920s, certain private companies were permitted to print stamps for regularly scheduled flights, particularly in the northern parts of Canada, where no roads existed or where winter travel was difficult. These semi-official stamps were intended to pay the extra costs and to be placed on the backs of regular franked mail. On occasion, the semi-official stamps can be found on the address sides of covers. The stamps as well as covers are collected. Some philatelists collect proofs and varieties of these stamps, in the same way government stamps are collected. No companies produced authorized semi-official stamps for Newfoundland. Most surviving covers bearing semi-official air labels were prepared for collectors; covers used for regular (commercial) mail are quite scarce.



Stamps of Canada and Newfoundland

At the end of WWI, prizes were offered for airmail-crossing of the Atlantic, to spur development of air travel. Newfoundland was a natural starting or intermediate

point, and some of the great airmail attempts and flights are associated with Newfoundland stamps prepared for those flights. These were overprinted Newfoundland stamps of the period, and some are the great rarities of airmail collecting. In most cases, no more than 100 or 200 stamps were prepared, and in some cases almost all



were used on covers sent with the flights.

Canada issued its first airmail stamp in 1928, and continued issuing airmail stamps until 1946. Thereafter ordinary postage stamps were used for airmail service, which gradually became identical with regular service for domestic mail in 1951, and by 1971 became the only service for foreign mail except for parcels and other classes of mail. The airmail rate fluctuated between 5¢ and 7¢ during the stamp period. There are a few varieties on various issues, and plate number blocks are collected. Airmail special delivery service was also available, with special stamps printed for this service between 1942 and 1946. Special delivery for airmail was paid with regular stamps thereafter. The airmail stamps are generally affordable, although imperforate and part-perforate varieties exist for the 1931 and 1933 issues.

Newfoundland airmail stamps were first issued as overprints for special flights. All are very expensive except the 1919 Alcock and Brown flight overprint in used condition. The first regular airmail stamps were issued in 1931 and the last in 1943. Again, several overprinted airmail stamps commemorated various special flights. All

are expensive. Collecting Newfoundland airmail covers and stamps comprehensively is an activity for a well-funded collector.

First Flights

By 1928 the Canadian Post Office began scheduling regular flights to transport mail. Various routes were investigated, and as these services began, most covers carried on the first flights bear special markings. These first flight covers (FFCs) became very popular, and the number of covers for many flights was in the thousands. This has resulted in first flights between various cities whose covers are very inexpensive and readily collectible. Related to this were airport dedication covers, prepared when new sites were developed. Most first flights have special cachets commemorating the flight and are easily identifiable. Many took place in the northern and western parts of Canada, where airmail provided much better service than road transport, which could be slow or nonexistent in winter. First flights continued throughout the 1930s, and except for a hiatus during WWII, continued into the 1950s. Jet travel seems to have ended the emphasis on their preparation.

Airmail Rates and Routes. Collecting airmail covers that were used commercially or personally (non-first flight covers) has long been of interest to collectors. In the 1930s, expansion of airmail service both domestically and to foreign destinations caught the imagination of collectors, and it has remained high ever since. The semi-official covers and FFCs detail much of domestic expansion of airmail. However, much of the interest in how Canadian airmail expanded to foreign countries is both shown and documented by Canadian airmail covers to foreign destinations. Obviously the first expansion was to and through the U.S. as it developed its airmail



schemes. As early as 1925, Canadian covers could be included in the Contract Airmail system (CAM) of the U.S. by placing U.S. stamps of the correct fee on covers also paying the Canadian rate to the U.S. Early examples are highly prized by both U.S. and Canadian airmail collectors. So far, the earliest examples of Canadian airmail carried by this service are from 1927. After 1928 per agreement, the airmail fee could be paid entirely with Canadian stamps. The U.S. expanded its system both to Canada and to the Caribbean and Central and South America in the late 1920s and into the 1930s with the Foreign Airmail contracts (FAMs). Canadian mail could participate, generally at the combination of the standard airmail rate to the U.S. plus the U.S. fee to the country in the FAM system. The early rates are often confused and confusing to both postmasters and collectors. The fees became more standardized by 1931. Expansion to South America led to very high ¼ oz. fees to mail letters, and most correspondence is commercial, sent as mining and railroad companies expanded in Central and South American countries. Because of the high airmail fee, high-value Canadian stamps sometimes can be found on such covers.

While mail across the Atlantic and Pacific remained restricted to ships in the



1920s and early 1930s, expansion of airmail service in Europe led to the interesting combinations of airmail, surface, and resumed airmail delivery of mail. Thus, one can collect covers that were carried by airmail in

North America, by ship to England or Europe, and by resumed airmail service in a European country. Where service was not available, a marking of colored parallel bars was used to cancel AIR MAIL handstamps often applied to Canadian airmail covers. By the mid-1930s England had begun various airmail systems within the British Empire to Africa, Asia, and Australia. Canadian covers could utilize this service, so that collecting airmail examples to various destinations under the constantly changing rates is a challenge. Similarly, as the U.S. expanded trans-ocean mail service, Canadian mail could take advantage of the U.S. air services. The Pan Am clipper service went from San Francisco via Hawaii, Midway, Wake Island, and Guam to the Philippines. From there mail could be sent to Hong Kong, Australia, New Zealand, and various other Asian countries. All such mail is very desirable. The fees were high, so for many of these routes one sees the use of 50¢ and \$1 stamps.

World War II both restricted and expanded airmails from Canada. New routes, especially the Pan Am route to India via South America and Africa, opened new collecting possibilities, and this has become an area of great interest to airmail collectors. Mail sent to military personnel overseas, official mail, and commercial mail supporting the war effort can be found to many of the airports along the route that developed. Branching lines in Africa went to Egypt and South Africa as well. Mail to and from a number of countries in Asia passed through India. Covers bound from India to Canada bear a wide variety of rates that depended on the particular route followed—routes seemingly determined by the destination of the next airplane to leave. Such incoming airmail covers supplement the knowledge we gain from studying outbound Canadian airmail covers. After the war, resumption of commercial traffic, along with the new knowledge of remote places, led to many new airlines and routes throughout the world. Rate changes were common as carriers contracting the flights tried to determine costs to carry the mail, so that the early postwar period is one in which collecting new routes and rates is interesting to airmail collectors. As systems developed and standardized, the number of new routes decreased, and little new material of that sort is found now. Airmail service has become the standard, and in most situations surface mail is no longer available under postal schemes, but is left to private carriers or contracts between Canada Post and private carriers.

XII. CANCELLATIONS AND POSTMARKS

Cancellations were intended to prevent a stamp from being reused. Over the course of time these have evolved to serve many purposes in addition. The discussion below summarizes the major types of cancellations collected—on stamp, on cover, or both—from 1851 onward. Initially, stamps were to be cancelled separately from any date cancels. This was occasionally ignored, and later was changed so that cancels of stamps often included the town and date. Collectors accumulate them by varieties, on different stamps, and with different ink colors.

Target Cancels

The earliest cancels, other than pen scratches, were 7-ring target cancels made of brass. These were widely distributed to the larger towns. They are found in black, blue, and less commonly in red or green ink. Used throughout the 19th century in various similar formats, target cancels are one of the commonest to be found in that period.

Duplex Cancels

Originally developed to cancel, date, and identify the office of origin on a letter, the duplex cancel made its debut in Canada in 1860. The original instrument was long-handled with a metal striker composed of a killer and a changeable dating circle all in one device. The original hammers were supplied by D.G. Berri and Company of England, where duplexes were first used.

World War II both restricted and expanded airmails from Canada. New routes, especially the Pan Am route to India via South America and Africa, opened new collecting possibilities, and this has become an area of great interest to airmail collectors. Mail sent to military personnel overseas, official mail, and commercial mail supporting the war effort can be found to many of the airports along the route that developed. Branching lines in Africa went to Egypt and South Africa as well. Mail to and from a number of countries in Asia passed through India. Covers bound from India to Canada bear a wide variety of rates that depended on the particular route followed—routes seemingly determined by the destination of the next airplane to leave. Such incoming airmail covers supplement the knowledge we gain from studying outbound Canadian airmail covers. After the war, resumption of commercial traffic, along with the new knowledge of remote places, led to many new airlines and routes throughout the world. Rate changes were common as carriers contracting the flights tried to determine costs to carry the mail, so that the early postwar period is one in which collecting new routes and rates is interesting to airmail collectors. As systems developed and standardized, the number of new routes decreased, and little new material of that sort is found now. Airmail service has become the standard, and in most situations surface mail is no longer available under postal schemes, but is left to private carriers or contracts between Canada Post and private carriers.

XII. CANCELLATIONS AND POSTMARKS

Cancellations were intended to prevent a stamp from being reused. Over the course of time these have evolved to serve many purposes in addition. The discussion below summarizes the major types of cancellations collected—on stamp, on cover, or both—from 1851 onward. Initially, stamps were to be cancelled separately from any date cancels. This was occasionally ignored, and later was changed so that cancels of stamps often included the town and date. Collectors accumulate them by varieties, on different stamps, and with different ink colors.

Target Cancels

The earliest cancels, other than pen scratches, were 7-ring target cancels made of brass. These were widely distributed to the larger towns. They are found in black, blue, and less commonly in red or green ink. Used throughout the 19th century in various similar formats, target cancels are one of the commonest to be found in that period.

Duplex Cancels

Originally developed to cancel, date, and identify the office of origin on a letter, the duplex cancel made its debut in Canada in 1860. The original instrument was long-handled with a metal striker composed of a killer and a changeable dating circle all in one device. The original hammers were supplied by D.G. Berri and Company of England, where duplexes were first used.

Berri duplex cancels were used mostly in the 1860s and make a very nice area to collect. Some are pricey because of the stamp they are on or the on-cover usage.



One approach to collecting duplex cancels is to segment a collection into three parts, Victorian era, early 20th century (the three kings era Edward VII, George V, and George VI), and finally Elizabethan. You might elect to further segment the collection into the various provinces and territories. Another approach is to collect strikes on various stamps in one or more of those periods. Yet a third is to work on

so-called calendar collections, showing use of the duplex by day, month, or year. Some collectors try to get the entire duplex cancel used on a part of a cover, like a 2" x 4" piece of a cover. This takes less space than collecting entire covers. While not a good idea for classic stamp material, more commonly found modern duplex cancels lend themselves easily to this approach.

In his *Catalogue of Canadian Duplex Cancellations*, author Stéphane Cloutier documents over 6,000 different cancels you could assemble for a complete duplex collection of individual different strikes. This work and earlier catalogues by Robert Lee are a must for detailed collecting of duplex cancels. If in your collection you tried to show an early and late date for each cancel, then the number climbs to some 12,000 copies of cancels, which is a pretty daunting task!

You will find that some of the best copies of duplex cancels appear on post cards; the card stock takes a very good ink impression and shows well in a collection. Lucky for us post cards are not that expensive. Shown on the previous page is a strike of a duplex cancel from Moncton, New Brunswick on a post card.

4-Ring Numerals

These were issued in 1859 for Canada, consisting of four concentric rings with a number between 1 and 52 in the middle. Several additional high numbers (516, 627) were included for some unknown reason. Collectors look for them on Pence, Decimal, Large Queen, or even Small Queen stamps and covers, although usage of some numbers stopped by 1868. The 6 was not used, and 48 is not confirmed as being



used. Rarity factors are given in the Unitrade Canada catalogue. Occasionally red or green ink was used, creating great rarities.

2-Ring Numerals

In 1869 the 4-rings were replaced with 60 new 2-ring cancels with numbers 1–60. They were given to the largest towns from 1 to 60. 17 has not been identified and only a few

strikes are known. Usage on the Large Queens is known for all numbers, but with the Small Queens, many were discontinued in favor of other devices. A few were continued to the end of the 19th century and even later (such as numbers 3, 40, and 50). Rarity factors are given in the Unitrade Canada catalogue. Red and blue ink usage created rarities for a few numbers.

Fancy Cancels. Fancy cancels are defined as cancels with recognizable shapes for forms other than the regularly issued cancels. The Fancy Cancel Study Group of BNAPS identifies these in categories as numerals, letters and names, stars and crosses, leaf/flower, crown, fraternal organizations, bogey head, patriotic, hearts,



marine topics, bird and insects, and geometric designs. The height of usage was in the Large Queen stamp period and early Small Queen period through the 1870s, although a few can be found on Decimals and later into the Leaf/Numeral period. A few are found thereafter. Collections can focus on all or any of the categories and periods listed. A remarkable roller cancel from Brilliant, BC is shown here.



Squared Circles. In 1893 a new set of cancels was issued for the major towns. Consisting of a square of horizontal bars with a circular center including town, date, and province, these “squared” circles were used for no more than 10 years (with a couple of exceptions), and yet they remain one of the most popular collecting areas because of the large number of towns (well over 300), types (thin and thick bars), and varieties of hammer, date, and other details. An excellent catalogue

published by the Squared Circle Study Group is available providing details on dates of use, use on various stamps and postal stationery, and variations.

Flag Cancels. Flag cancels form one of the bigger collecting fields in cancel collecting. This is also an area with no rules; you might elect to collect all the cancels, or the earliest and latest dates to show the cancel’s period of use. You might

have an area of special interest, such as the Small Queens, and only collect copies of flag cancels applied to Small Queens. In all cases, you will need to collect more than a stamp, either the full envelope or at least a cut (2" x 4") square that allows you to show not only the flag killer portion but also the dater portion of the cancellation.



Although a few “fancy cork cancels” in the shape of a flag are known to exist before 1896, flag cancels made their first appearance in Canada in 1896, with the use of the first rapid canceling machines. The greatest number were produced during the Admiral period, many with slogans as duplex cancels. These cross into slogan collecting.

Many gold medal level flag cancel collections have been formed over the years; the material is out there to be found and most postal history dealers keep a stock of such cancels on hand.

Of course, like most BNA collections there are rarities and some of them can be expensive and very difficult to find. If you are looking at starting a flag cancel collection, you might look at the twentieth century. Be aware there are rarities here also, but it is an area that needs further study.

The way you collect these cancels is your decision; one way we might suggest is to look for copies of all the cities that used the cancel and possibly the earliest and latest dates for each city. There are some cancels such as the “purple ink” Royal Train cancels where this will prove very difficult and expensive to accomplish. On the contrary, a complete collection of the 1937 Coronation cancel will require you to find more than 75 different examples of these cancels for the 7 days they were in use, but obtaining them will not break the bank.

Another flag cancellation collection you might consider forming is the WWII ENLIST NOW series of cancels. This cancellation was applied at 32 different cities,

many with multiple hub designs and a few with broken killer designs. This collection could form a 75–80 page collection in its own right.

Flag cancellations are a fun collection. They are also a really handsome addition to a postal history collection.

MOON Cancels

Money order office number (MOON) cancels were issued in the mid-1920s to post offices that could sell money orders. These cancels are generally rectangular and include the town name, office number, and date. Less well studied and collected, they offer a challenging yet inexpensive area.

Supplementary Cancels

Cancels telling people what happened, or what a delivery person should do, or indicating special services, are termed supplementary or auxiliary cancels. Among the earliest are Money Letter and Registration marks. Mail given to a postal mail carrier on the route was termed



Way Mail, and bears an appropriate cancel. When the Dead Letter Office was begun to deal with undeliverable mail, cancels indicating a letter passed through the DLO were created. Cancels such as Not Known or No Such Address were used on returned mail to tell senders the letter could not be delivered. Special Delivery cancels are known. These cancels continue today, so that collecting them can include the entire span of Canada postal history or specific periods, type of cancel, or type of service. This area has been little touched by writers, and there is much work to be done to document the types in each area.

Spray-On Cancels

A new area of philatelic study has arisen in the past decade. Late in 1992, a new type of machine cancellation—the spray-on postmark—appeared on the front of Canadian mail. Soon the machines making these modern cancels were installed at a number of



mail processing plants. The marks made by these machines have dot-matrix characters, and the lettering of the postmarks is computer-controlled. The postmarks usually consist of a machine number, the postal code of the processing plant, a date and time, a slogan (even if it is only POSTAL CODE / CODE POSTALE), and several obliterator bars. The first spray-on marks were single lines; now most have two lines, with the slogan on the second line. Because the cancels are computer-controlled, a clerk entering a new slogan can make an error (sometimes intentionally). Some errors are corrected quickly; others last for a day or two.

Spray-on marks are applied by rapid cancelling machines (jet-spray cancellers) that are connected to optical character readers. The readers can decipher the addresses on most envelopes, and code and sort tens of thousands of them per hour. The forwarding codes are the orange bars found on envelopes. In this way, mail is automatically postmarked and sorted at the very fast rates needed for today's huge volumes of correspondence. Some collectors have expressed their displeasure with the new type of cancel, claiming it seriously defaces their used stamps. Some postal historians, though, went with the flow and actively collect the marks. As with any type of postmark, one may save cancels in several ways, such as saving covers marked by all the known machines, or from a particular processing plant or city, documenting the changes that occur in the spray-on marks during the year. Often, alert eyes can spot different slogans and errors in spelling of the slogans on current mail. Joel Weiner's *Canada Inkjet (Jet Spray) Cancels 1992-2005 (3rd Edition, 2006)* lists over 2,300 distinct varieties along with thousands of minor variations, an increase of about 900 cancels since the 2001 edition. It provides the collector with the most complete listing available of these cancels.



Collecting Town and Province Cancels

Many collectors today specialize in finding cancels of their town, county, region, or province. This popular approach lets collectors learn about the history of the topic they selected. Frank Campbell's book *Canada Post Offices 1755-1895* gives a good start for earlier cancels. There are specialized books for each province listing post offices, their dates of operation, and the types of cancels they used. Collectors of a city try to find early markings, cover usages within the city and from it to other places, even mail coming into the city. They may restrict themselves to a certain period or try to represent

the entire span of the city's history. This approach can be inexpensive, or very expensive if one shows the stamps that could be used in the city and the time encompasses the Pence period, for example.

We would give a novice collector a word of warning: if you select too narrow an area to collect, you may become frustrated. Sometimes early postmarks from a small town are so scarce that only one or two exist, and these may be solidly in other collections. Choose a slightly flexible or wide geographic topic that will allow you to get a good start.

Province collecting is much broader, with many thousands of towns to find for provinces such as Ontario or Quebec. The western provinces have long been popular, and with the historical background of the development of the Canadian West from the fur trade through the settlement into the 1900s, finding and obtaining such material can be both difficult and expensive. On the other hand, if one simply wishes an example of each town's name with a cancel, a high degree of completion can often be obtained for little cost. Of course there are towns that existed for only short periods of time, and cancels from these often are both hard to find and costly.

Perfins

Governments (both federal and provincial) and private companies began punching small holes in stamps they used as a security measure to stop theft. These are called perfins. Generally, the holes form initials related to the company or agency creating them. Official perfins were used by Canadian federal agencies and have OHMS punched on stamps of the 1930s and 1940s. These were replaced by printed letters. Company perfins began in the 1890s with the Inter-Colonial Railway and W. G. Gage Company. Other companies such as Sun Life, Canadian Pacific Railway, etc. also began using perfins. These can be collected as stamp or as stamps on cover. Stamps with company perfins were also precancelled and are listed under precancels.

Precancels

Clerks in large post offices often dealt with large mailings of advertising mail, newspapers, etc. and rather than cancel each stamp, the Canadian Post Office permitted mailers to purchase pre-cancelled stamps to put on the material. These were pre-printed on sheets of stamps by printers. Official precancels were created by the Canadian Post Office during the 1800s, using a roller cancel with the number 21 as early as the 1860s. In 1903, city names replaced the straight and angled bars previously used. These were carefully controlled by the Post Office and mostly were issued from large cities.

A comprehensive listing of precancels is found in *The Canada Precancel Handbook* by H. G. Walburn, 1988.



Slogan cancels

Since 1897, the Post Office Department has allowed slogan cancels to be used as an advertising medium. It is preferable to collect slogans on cover but the sheer volume of available material and space required will probably convince the collector to narrow his or her sights. The more common material is considered collectable as a cut-out that includes both the slogan and the dater hub cut to approximate size of



two inches by four inches. Collecting slogans from a favorite city, county, or province would be a very formidable challenge.

Many collect slogans on cover with a related advertising or corner-card. The “Classic Period” of slogans is 1912–1919, when the majority of slogans were produced on International canceling equipment. During this period, the popular fair-, flag-, and war-related material made an appearance. Thematic slogan collecting is popular. The *Coutts Slogan Catalogue* includes 46 main topics and scores of sub-topics.

XIII. POSTAL STATIONERY

Postal stationery comprises government-issued envelopes, postal cards, post bands and wrappers for newspapers and catalogs, letter cards, aerogrammes, letter sheets, and official versions of some of those categories. Similar material is available for both Canada and Newfoundland. *Webb's Postal Stationery Catalogue of Canada and Newfoundland*, edited by Earle Covert and Bill Walton, describes and illustrates the many postal stationery items available.

Envelopes. Beginning in 1860, envelopes with a stamp-like impression that paid a postage rate were issued by the Canadian Post Office, with a premium for the cost of the envelope. Most envelopes were developed for either drop letter, printed matter, or first class rate usage. These are often collected by their royal period: Victorian, Edward, George V and VI, and Elizabethan. Some proofs exist for some issues, and errors and varieties can be found for a few in the printing and in the cutting of the paper for the envelope, as well as types of cuts. Mint copies are often preferred for such studies, while used examples illustrate mail to domestic and foreign destinations. Because the envelopes take impressions of cancels well, cancel

Slogan cancels

Since 1897, the Post Office Department has allowed slogan cancels to be used as an advertising medium. It is preferable to collect slogans on cover but the sheer volume of available material and space required will probably convince the collector to narrow his or her sights. The more common material is considered collectable as a cut-out that includes both the slogan and the dater hub cut to approximate size of



two inches by four inches. Collecting slogans from a favorite city, county, or province would be a very formidable challenge.

Many collect slogans on cover with a related advertising or corner-card. The “Classic Period” of slogans is 1912–1919, when the majority of slogans were produced on International canceling equipment. During this period, the popular fair-, flag-, and war-related material made an appearance. Thematic slogan collecting is popular. The *Coutts Slogan Catalogue* includes 46 main topics and scores of sub-topics.

XIII. POSTAL STATIONERY

Postal stationery comprises government-issued envelopes, postal cards, post bands and wrappers for newspapers and catalogs, letter cards, aerogrammes, letter sheets, and official versions of some of those categories. Similar material is available for both Canada and Newfoundland. *Webb's Postal Stationery Catalogue of Canada and Newfoundland*, edited by Earle Covert and Bill Walton, describes and illustrates the many postal stationery items available.

Envelopes. Beginning in 1860, envelopes with a stamp-like impression that paid a postage rate were issued by the Canadian Post Office, with a premium for the cost of the envelope. Most envelopes were developed for either drop letter, printed matter, or first class rate usage. These are often collected by their royal period: Victorian, Edward, George V and VI, and Elizabethan. Some proofs exist for some issues, and errors and varieties can be found for a few in the printing and in the cutting of the paper for the envelope, as well as types of cuts. Mint copies are often preferred for such studies, while used examples illustrate mail to domestic and foreign destinations. Because the envelopes take impressions of cancels well, cancel

usage on envelopes is also of interest. Precancelled and special envelopes for elections form a specialized interest.

Companies with large volume mailings could purchase specially printed

envelopes for a particular size and shape, creating yet another collecting specialty.

Postal Cards

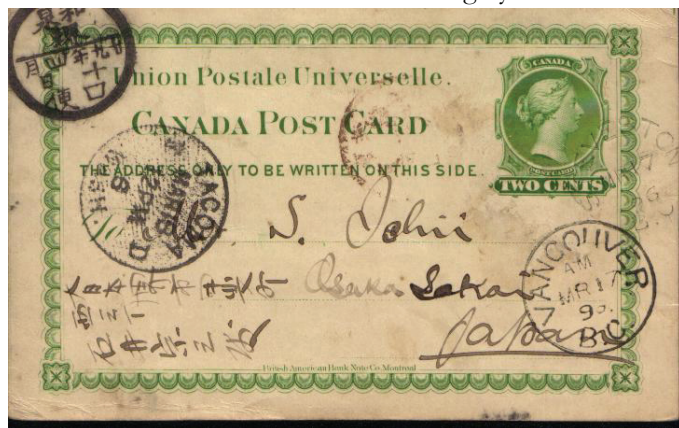
Post cards issued by the Canada Post Office are referred to as postal cards, to differentiate them from the privately printed picture post cards introduced at the end of the 19th century. Postal cards were issued in 1871 and initially were used only for domestic mail. As countries began to accept postal cards as legitimate mail, international rates were developed with new cards beginning in 1877 and expanded with Canada's 1878 entry into the UPU. Cards are collected by royal period.

Late in the 19th century, postal cards were permitted to be overprinted with advertising. Canadian railroads and shipping lines created pictorial cards to show off the beautiful destinations available to tourists. These cards are highly collectible and the many varieties create a lifelong pursuit.

By 1900 many companies used the cards for advertising, and these are also of great interest to card collectors, with advertising on both front and back. In 1932 an official set of 71 picture postal cards was issued. In 1971 and 1972 view cards, with the picture and stamp design being identical, were issued, victim to the same inflation and not continued. In 1997 through 2000, a joint venture of Canada Post and a private company created picture post cards for mailing by tourists with no price but "POSTAGE PAID" listed, solving the inflation problem of having to print many versions as the postage rates rose.



Montreal to Mexico City





A special form of postal card was developed to be used for commercial purposes, with two cards joined by perforating cuts. The intent was that a customer was mailed the joint card and could send back a reply card without cost, since the cost was already on the reply half of the card. In the 20th century these cards had a cheaper valuation, because most would be discarded, reducing the sender's cost to mail many potential customers.

Some cards in the 1920s onward were precancelled so that the post office would not have to cancel the many thousands of cards a mailer might send out.

These are collected by both card collectors and precancels collectors

Post Bands and Wrappers. Beginning in the late 1800s, mailers of newspapers and catalogues could purchase stamped wrappers with gum that could have an address put on them. A few were even precancelled. These are found through the Elizabethan period and are quite collectible.

Letter Cards. A special sealable postal card termed a letter card was issued beginning in the 1890s. These letter cards were folded and gum on the edge permitted sealing for privacy in correspondence. Their denominations were for regular 1st class rates rather than post card rates. Their use ended almost as they began, with the exception of a new letter card issued in 2000.

Aerogrammes. To reduce weight for airmail letters at a time when the costs were higher than regular mail, lightweight paper sheets were printed with airmail rates. Begun in 1947 their issuance and use continues today, when international rates are again quite high.

Letter Sheets. In 1973 and 1974, Canada Post tried selling letter sheets with domestic rates stamped on them. These floral design sheets were the victims of rapidly rising rates.

XIV. MILITARY MAIL/WAR-RELATED

An extremely large and exciting area of BNA to collect! Some of the earliest areas of study are the French and English wars. This is the stampless era, and you can expect to pay a premium for some of these scarce folded letters and covers. It will help the collector if he or she has some knowledge of the French language. Also within the stampless era is the war of 1812.

In the time of the Large and Small Queen stamps there are the Riel rebellions; in the Small Queen era there is the Nile Expedition. The second Riel Rebellion of 1885 pitted the Native Americans and Métis of the Manitoba and Saskatchewan areas against the Canadian government. Also, Canadians served in the various armies of the British Empire. There are a limited number of soldier's letters known to exist from these times and



you can expect to pay a large premium for any you might locate. For example, a newly-recorded Canadian cover to a British soldier serving in the Afghan war of 1879 recently was sold in England.

Canadian Contingents in the Anglo-Boer War

The special markings on these covers from 1900-1902 include "ENROUTE" and the "CANADIAN CONTINGENT" oval date markings. There are a number of Field Post Office strikes that are well documented in support literature available through the BNAPS book store (see the BNAPS web site for information on the store and member discounts). A number of very attractive patriotic covers exist, including a series with pictures of officers serving in the war, and there are various shades of purple and magenta field post office markings to be looked for by the collector. Almost all patriotic were used domestically or to the U.S., so finding them used overseas is difficult.

Before WWI

In 1909 a system of field post offices was established to serve the Canada Militia Camps. In all there were some 30 hammers prepared for 18 different camps. None of these strikes is common and a few are darn scarce if not rare.

Letter Sheets. In 1973 and 1974, Canada Post tried selling letter sheets with domestic rates stamped on them. These floral design sheets were the victims of rapidly rising rates.

XIV. MILITARY MAIL/WAR-RELATED

An extremely large and exciting area of BNA to collect! Some of the earliest areas of study are the French and English wars. This is the stampless era, and you can expect to pay a premium for some of these scarce folded letters and covers. It will help the collector if he or she has some knowledge of the French language. Also within the stampless era is the war of 1812.

In the time of the Large and Small Queen stamps there are the Riel rebellions; in the Small Queen era there is the Nile Expedition. The second Riel Rebellion of 1885 pitted the Native Americans and Métis of the Manitoba and Saskatchewan areas against the Canadian government. Also, Canadians served in the various armies of the British Empire. There are a limited number of soldier's letters known to exist from these times and



you can expect to pay a large premium for any you might locate. For example, a newly-recorded Canadian cover to a British soldier serving in the Afghan war of 1879 recently was sold in England.

Canadian Contingents in the Anglo-Boer War

The special markings on these covers from 1900-1902 include "ENROUTE" and the "CANADIAN CONTINGENT" oval date markings. There are a number of Field Post Office strikes that are well documented in support literature available through the BNAPS book store (see the BNAPS web site for information on the store and member discounts). A number of very attractive patriotic covers exist, including a series with pictures of officers serving in the war, and there are various shades of purple and magenta field post office markings to be looked for by the collector. Almost all patriotic were used domestically or to the U.S., so finding them used overseas is difficult.

Before WWI

In 1909 a system of field post offices was established to serve the Canada Militia Camps. In all there were some 30 hammers prepared for 18 different camps. None of these strikes is common and a few are darn scarce if not rare.

World War I, 1914–1918

This is a tremendous area for a specialized collection. It encompasses the Admiral era and is becoming popular as the Admiral stamps reach that magic 100-year-old plateau in philately.

One can collect field post office markings, censorship, Regimental and Orderly Room markings, hospital mail, and a very difficult area—the Nursing Sisters' mail. Mail from “The Front” is common, but letters to soldiers are far less so, as the paper was often needed for basic functions such as starting fires. There are very



poignant covers that followed wounded or dead soldiers from one hospital to another across France and Great Britain, with many markings and directional notations. Mail sent back home to Canada was stamped in Canada at a few major post offices because the soldiers had no stamps available. Prisoner of war (POW) mail from camps in Germany back to Canada, mail from POWs in Canada back to Europe, and even letters to POWs can be found at reasonable prices to illustrate the procedures. Internees in Holland also received and sent mail to Canada that can be collected.

Russia and Siberia, 1918–1919

Applied in northern Russia “Passed by Censor” and in Siberia the “Canadian Siberian Expeditionary Force” markings and other scarce envelope marks are very collectible. However, like some of the others, they are difficult to find and command a premium at the dealers’ booth or on the auction floor.

World War II, 1939–1945

World War II material is a very popular area to collect, very well supported by study groups (see the BNAPS web site for study group information), by dealers’ stocks at the bourses at stamp shows, and by the various auction houses around the world. There are many areas of specialization: field post offices, CAPO, NPO, censor, regimental, orderly room, hospital and POW markings, cigarette acknowledgement cards and stationery, including V-Mail, and Christmas aerogrammes, just to mention a few.



Prisoner of War and Internment Mail. A number of very fine collections have been amassed telling the story of internment and POW camps. One might look at mail from German POWs in Canada sent to Germany, or at mail items from Canadian POWs sent back to Canada. One area of interest has

always been the POW parcel labels and their markings. POW mail from Canadians held by the Japanese is probably the hardest to find because much of this mail never made it to Canada. Most mail routes to Japan were closed fairly early in the war. Also, the Japanese government discarded some POW mail headed for Canada.

U.S. Bases in Canada and Newfoundland. The United States maintained a number of military bases in Canada and Newfoundland, and their mail is most collectible. The most readily available are from military member's mail from the building sites along the route of the ALCAN (Alaska-Canada) Highway and a number of Army Air Corp bases in Newfoundland.

Canadian Bases in the U.S. The biggest interest in this area comes from covers mailed from Adak and Sitka in Alaska's Aleutian Islands, where Canada played a major part in the defeat of the Japanese in the Aleutian Islands. CPC No. 1 and CAPO 51 postmarks were applied by Canadian army postal clerks there in 1943.

Canadian involvement with the United Nations

Korea. The Canadian armed forces were very much involved with the war in Korea, and there is quite a bit of collectible material from this era. The material is not as readily available as that from WWII but is out there to find.

Peace Keeping. Canada has been involved with all the major peace-keeping activities the United Nations has been involved in and postal markings are available from all these various activities. These include Vietnam after the peace accords in 1973.

Military mail is a semi-modern to modern collecting area. There are many study groups available to the collector. Dealers generally carry stock that runs the gamut from very expensive to very affordable. In this area of BNA philately, there is still room for much work and study.

XV. RAILWAY MAIL

RPOs offer endless and fascinating study. If there is a part of you that loves trains, then collecting RPOs propels you into the glorious saga of the development of our railways. From the Newfie Bullet, through the Maritimes, along the Grand Trunk between Quebec and Windsor, across the country on the Canadian Pacific transcontinental; it's a memorable trip. While these main routes did yeoman's service in moving the mail efficiently over great distances, the smaller railways and branch lines offer surprises to the RPO student.


RPO is the abbreviation for Railway Post Office. RPO also refers to postmarks applied by railway mail clerks on board the mail cars. They span the 1850s to 1971, paralleling the development and decline of Canada's railway system. Early RPOs often can be recognized by the name of the railway in the postmark—WELLAND

RAIL ROAD and CENTRAL ONTARIO Rwy. are among those seen. RPOs were first used in Canada in 1853 on the St. Lawrence and Atlantic Railroad, the Canadian portion of the line running between Montreal and Portland, Maine.

The first Canadian RPO is shown at the left. The next figures show two hammers used 1854-55. Other initials may be found on RPO cancels, such as MC for mail car, PC for postal car, RyPO or RwyPO for railway post office, and PO car. Most RPO cancels



have an 'E' connecting an origin and a destination, although the same hammer was used in both directions. Most early RPOs indicate the direction the train was travelling, being

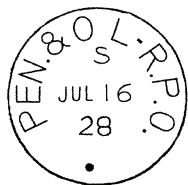
shown in the cancellation by the words or letters UP, DOWN, E, W, N, S, SOUTH, EAST, etc. The cancel shown below indicates, for example, that the mail car was travelling east from Fort Coulonge to Ottawa.



Later the directions were generally replaced by the train number of the particular run. Many collectors have a collateral collection of timetables relevant to their interests. Examination of a CN timetable for

train 48 shows that the train was travelling east (Ottawa to Montreal via Coteau Station) when the mail clerk cancelled the letter. The cancel shown was postmarked on train 48.






TPOs (Travelling Post Offices) and other marine postmarks used in post offices on steamboats and ships are also studied. Newfoundland had many TPOs, as many of the outports could only be reached by sea. The cancel at the left shows that the letter came from the steamboat travelling south from Okanagan Landing, BC to Penticton.

Mail clerks were tested regularly for sorting accuracy and speed, RPO clerks being subject to higher standards than other clerks. As the train rolled down the track, the postal clerk was in the mail car sorting and postmarking mail. Bags were filled to be dropped off and others taken on. On some runs, a large number of clerks were involved and many hammers were

needed in the mail car.


The inclusion of a number, such as No. 5 or No. 6, meant that sorting errors could be traced back to the clerk responsible.



Hammers 5 and 6 on the examples shown here were assigned to clerks on the busy railway run between Calgary and Edmonton.

As a condition of employment, the RPO clerk had to purchase a private handstamp. Seen in a variety of shapes, they were to be used on internal paperwork—facing slips, bag tags, and letter bills—but they occasionally may be found on cover, contrary to post office regulations. Examples of private mail clerk handstamps are shown here.

The Railway Post Office Study Group of BNAPS has published 6 newsletters a year for the last 36 years. All aboard!



RPOs

What to collect?

- A particular route - Quebec and Montreal, Calgary and Vancouver
- A geographic region - RPOs of Nova Scotia, Newfoundland, Southwestern Ontario
- A railway - Grand Trunk Railway, The Great Western Railway
- A particular period - Victorian, Edward VII, George V, George VI, Elizabethan
- Hammer studies - the classification of similar postmarks offers hours of squinty fun

Paquebot Covers

Here is an area just waiting for a major collection to be formed. There are many world-wide ship cancel collections but few dedicated to Canadian material! A little background: At the 1897 UPU Congress held in Washington DC, it was agreed that the French word “Paquebot” would be the international word meaning “posted at sea.” To get a mail piece into the mail stream under UPU rules, mail posted on board a ship using the postage available on that ship would be dropped off at the next port of call. One could arrange a Canadian Paquebot collection in three sections. First, one could show Canadian stamps bearing foreign post-marks. We know that more than 20 countries postmarked Canadian postage with a Paquebot cancel. We are sure there are many more out there to find. The second area of collecting might be foreign stamps bearing a Canadian postmark. We believe this is

the area of greatest potential in your Paquebot collection.

Pictured here is an example of a Canadian Pacific Steamships Ltd. letter card from the SS *Empress of France* that has been franked with Great Britain ½d and 1d stamps paying the postage rate from Great Britain to the U.S. The stamps have



been cancelled at Quebec, as that was the first port of call.

Probably the most difficult area to collect would be the third segment—Canadian stamps used on mail addressed to Canada but still carried on board a ship. This would be particularly difficult for trans-Pacific steamship mail because trans-Atlantic mail is more common. The ports of Vancouver and Victoria used Paquebot cancels on mail coming to Canada, as did Chinese, Japanese, and Australian ports. For a number of years, New Zealand had marine post offices (with cancels) on ships that arrived in British Columbia.

Canada has many thousands of miles of coastline and many remote coastal communities were served by coastal steamer. An envelope posted on a coastal steamer might receive a “Way Mail” cancel indicating it was posted along the way and would enter the postal system at the first port of call with regular postal service.

A dedicated Canadian Paquebot collection could be a truly interesting collection, and a world class exhibit if your collecting interests take you along the exhibiting road.

XVI. THEMATIC, CARD, AND COVER COLLECTING

Topical Collecting

Collecting a specific topic on stamps generally isn't restricted to a single country, but Canada is one country where a restricted topical collection is very easy to assemble. For some people this is an interesting area to start a stamp collection, or to tutor a child or grandchild on stamp collecting.

I would certainly recommend going to a current stamp catalogue such as *The Unitrade Specialized Catalogue of Canadian Stamps*, where in the back of the book one can find a list of over 115 various topics that can be collected. The largest topics



include but are not limited to: Airplanes, Animals, Buildings, Centennials, Christmas, Emblems and Logos, Flags, Flowers, Hockey, Maple Leaf, People, Ships and Boats, Sports, Transportation, Trees and Water (ocean, rivers, bays etc). One of the most impressive areas one could collect is the "Animals" area. Most of Canada's animal stamps commemorate her endangered species. This very important area has many beautiful stamps associated with it. Recently voted

Canada's most beautiful stamp, the \$8 Grizzly Bear stamp probably is the crown jewel in a Canadian animal topical collection.

Another great topic, and one for which there are many inexpensive and colorful stamps available, is Canada's flag. Most of the Canadian stamps depicting her flag have been very colorful and a joy to behold on a page. Such a collection has a known start date, June 1, 1965, and the designs continue to be issued.

If you want to include postal history in a topical collection, you could look to the Royal Visit of 1939 or flag cancels on envelopes. There have been gold medal-level collections formed around these two topical ideas. Another area of study involves the first flights of the various airmail routes within Canada. Here again is an area of study where high-level awards have been garnered with such a collection. Topical collecting can be a lot of fun and an educational experience for the collector as the collection builds.

Mourning Covers

Mourning covers are envelopes with black borders around the perimeter to indicate a death in the sender's family. There are also examples of mourning covers with a black border around the stamp. These are quite difficult to find because a 'collar' as it is known to the post office was not allowed by them. The placing of a black border around the envelope is a tradition started in Victorian England.



When the Prince Consort to Queen Victoria died, she went into mourning (this was to last for the rest of her life) and she ordered that all her stationery have a black border to signify her mourning. This practice was soon picked up by the general public. Canada was no exception. The use of mourning covers passed from favor during the reign of King George VI and seems to have

totally disappeared today. One protocol seems to have risen during the period of use of such covers and that is that the width of the border tends to indicate the closeness of the person being mourned. Illustrated at the left is a Small Queen cover with a very thick border, which would tend to say that the person being mourned was extremely close to the letter writer. A good collection of mourning covers would be a very colorful collection indeed!

Patriotic Covers

An interesting and newly developing area of study is the collecting of patriotic cacheted covers. A patriotic cover is one that offers an advertisement in support of the country in time of war or danger. Some of the earliest patriotic covers of



Canada are from the Boer War. Many were produced by a company called J. C. Wilson Company. These are very colorful and complex in design. These early patriotic covers were often used to enhance a collection that was devoted to the study of the war. Many are hard to find and are expensive when they are found.

Patriotic covers from much more modern times, especially WWII, are more moderately priced and more readily available. One of the growing areas of patriotic cover collecting is that of the 5th Anniversary Series put out by McMillan in the early 1940s. Over 170 of his various covers have been identified. A list of these covers can be found on the BNAPS web site at www.BNAPS.org/Education. An example of a McMillan patriotic is at the top of the next page.

There are a tremendous number of WWII patriotic covers with different cachets. Collecting them would be both a lot of fun and provide a colorful collection.



In the subject of patriotic covers, one could also include those covers that have a patriotic slogan cancel. Included might be the V ●●●—, the “Enlist Now,” or the myriad of other slogan cancels developed during

the war. Many of these cancels were used at numerous cities across Canada, and collecting one from each city would be a nice challenge. You might even extend your collection to include the earliest and latest recorded dates in each city.

Collecting areas such as these require back up information, and the BNAPS book department is a likely source for all your needs. Remember that as a member of BNAPS, you can get a significant discount on the books of your choice.

XVII. SPECIALTY STUDIES

Registration and Acknowledgement of Receipt Studies. In 1855, the Canadian Post Office began registering mail, particularly mail with money, contracts, or other valuable paper instruments, as well as parcel post items, to better track them and reduce theft. This service cost extra. Initially paid with stamps, in 1875 stamps were issued specifically for registering domestic mail, mail to the U.S., and mail to England, with three differently colored stamps. The stamps were required until 1889; their use was largely discontinued by the mid 1890s. Registration remains to this day an optional service, and collectors specialize in the rates and types of mail that could and can be registered. Registration was available after 1878 for mail to UPU countries, and collectors look for examples sent to various destinations. Airmail and special delivery were additional services that could be added to the registration, but are uncommon.

Patriotic covers from much more modern times, especially WWII, are more moderately priced and more readily available. One of the growing areas of patriotic cover collecting is that of the 5th Anniversary Series put out by McMillan in the early 1940s. Over 170 of his various covers have been identified. A list of these covers can be found on the BNAPS web site at www.BNAPS.org/Education. An example of a McMillan patriotic is at the top of the next page.

There are a tremendous number of WWII patriotic covers with different cachets. Collecting them would be both a lot of fun and provide a colorful collection.



In the subject of patriotic covers, one could also include those covers that have a patriotic slogan cancel. Included might be the V ●●●—, the “Enlist Now,” or the myriad of other slogan cancels developed during

the war. Many of these cancels were used at numerous cities across Canada, and collecting one from each city would be a nice challenge. You might even extend your collection to include the earliest and latest recorded dates in each city.

Collecting areas such as these require back up information, and the BNAPS book department is a likely source for all your needs. Remember that as a member of BNAPS, you can get a significant discount on the books of your choice.

XVII. SPECIALTY STUDIES

Registration and Acknowledgement of Receipt Studies. In 1855, the Canadian Post Office began registering mail, particularly mail with money, contracts, or other valuable paper instruments, as well as parcel post items, to better track them and reduce theft. This service cost extra. Initially paid with stamps, in 1875 stamps were issued specifically for registering domestic mail, mail to the U.S., and mail to England, with three differently colored stamps. The stamps were required until 1889; their use was largely discontinued by the mid 1890s. Registration remains to this day an optional service, and collectors specialize in the rates and types of mail that could and can be registered. Registration was available after 1878 for mail to UPU countries, and collectors look for examples sent to various destinations. Airmail and special delivery were additional services that could be added to the registration, but are uncommon.



Another service associated with registration was acknowledgement of receipt (AR), which for a fee let a mailer require signature by the recipient. This would be accomplished by the receiving post office sending back a postal card for that purpose, indicating date of receipt and the receiver's signature. This service was available at time of mailing of the registered item, or later for an extra fee. Examples of the latter are rare in almost any period.

New services have been added in the last two decades; they are associated with express mail and private carriers that contract with Canada Post for expedited service. Canada Post has issued various envelopes and cardboard mailers for this purpose, and these will form the specialty collecting of the future.

Registration handstamps that identified registered letters were created as soon as the service was started. They continue to this day and are widely collected. Single-line REGISTERED boxes, ovals with R inside, and boxes with city name and space for a registration number are all collectible. Railway mail facilities aboard trains had canceling devices that form a specialty area in registration. There is much research yet to be done in this fascinating cancel-collecting area.

POST OFFICE DEPARTMENT, CANADA. Administration des postes, Canada.		STAMP OF OFFICE OF DESTINATION. Timbre du bureau distributeur.	
ACKNOWLEDGMENT OF RECEIPT AVIS DE RÉCEPTION			
<p>THE UNDERSIGNED ACKNOWLEDGES THE RECEIPT OF A REGISTERED ARTICLE, THE ORIGINAL NUMBER OF WHICH APPEARS ON THE REVERSE SIDE. Le soussigné accuse réception d'un objet recommandé dont le numéro original apparaît au verso.</p>			
<p>When delivery is made to the authorized representative of the addressee, both addressee's name and representative's signature must appear in this receipt. Lorsque la remise est faite au représentant autorisé du destinataire, le nom du destinataire et la signature de son représentant doivent paraître sur ce reçu.</p>		<p>SIGNATURE <i>J. R. [Signature]</i> SIGNATURE OR NAME OF ADDRESSEE. Signature ou nom du destinataire.</p>	
<p>SIGNATURE OF ADDRESSEE'S REPRESENTATIVE. Signature du représentant du destinataire.</p>		<p>OF THE POSTMASTER OF OFFICE OF DESTINATION. de l'agent du bureau distributeur. <i>[Signature]</i></p>	
<p>N.B.—WHEN THIS RECEIPT IS PROPERLY SIGNED BY THE ADDRESSEE (OR POSTMASTER) AS REGULATIONS PROVIDE, IT IS TO BE DATE STAMPED AND RETURNED TO ADDRESS INDICATED ON THE OTHER SIDE WITHOUT ENVELOPE OR POSTAGE. Lorsque cet avis de réception sera dûment signé par le destinataire (ou l'agent des postes), tel que prévu par les règlements, il devra être timbré à date et renvoyé à l'adresse indiquée de l'autre côté, sans enveloppe ou affranchissement.</p>			

Special Delivery

Special delivery was a service the post office provided for certain cities in which delivery to the address would be expedited. With excellent railroad service throughout Canada by 1898, the service was initially made available to seven cities. This was expanded in 1908 and again in the next decade. An extra fee was charged and a special stamp created to identify such mail. Reciprocal special delivery service between Canada and the U.S. officially started in 1923. Mailers to the U.S., and from the U.S. to Canada, could put their own country's special delivery stamp on

the envelope, and the service would begin at the border. Previously, U.S. special delivery stamps were available at the larger Canadian city post offices for that



purpose, as were Canadian special delivery stamps at major U.S. city post offices. In 1942, airmail special delivery stamps were issued that combined the fees. Special delivery stamps were discontinued after 1946, since ordinary stamps had always been accepted to pay the fee. Special delivery services were discontinued in 1990,

but similar services are available today under different names. Special cancels identified with special delivery began to appear in the 1920s through 1990, and many of those canceling devices were used on the new classes of mail after 1990. Much research remains to be done, especially in the modern era.

County and City Collecting

Perhaps the greatest change in Canadian stamp collecting has occurred in the last few decades with collectors of their city, county, region, or province history including postal history. This has added many collectors who did not collect traditionally but were interested in the growth of their area. Genealogy has also contributed to that collecting. The focus on postal history includes postmarks of towns, covers to or from persons of note in that area at various times, corner covers and cards of commercial enterprises in that area, and artifacts of government, companies, hotels, restaurants, etc. that accompany correspondence or expand the collection into thematic areas.


Fairs and Exhibitions.

Beginning in the late 1880s and continuing to modern times, county, provincial, and national fairs and exhibitions promoted their venues by providing post cards and covers that advertised the dates and activities. Some are multicolor and extremely attractive. Some collectors only focus on one town or activity, such as the Calgary Stampede or the Canadian National Exhibition, while others may collect all in a particular province. The heyday of these covers occurred during the Edward era into the George V pre-WWI years. After the war the use of these covers for advertising re-emerged but died down by the 1930s, although they continue today. In addition to printed designs on covers, labels can be found on covers, as well as both post office slogans and meter advertising.



Advertising Covers

What a marvelous area within our hobby to collect! Advertising covers are found coming from the dawn of the hobby itself right up to present day. From earliest days companies put their ads on their envelopes. Some-times it was just a return address in the upper left corner. These covers are termed "corner cards." Other companies printed elaborate advertisements on the envelope itself, and these are called "advertising covers." Recently a major award was given to a lady who showed



a collection of hotel advertising covers.

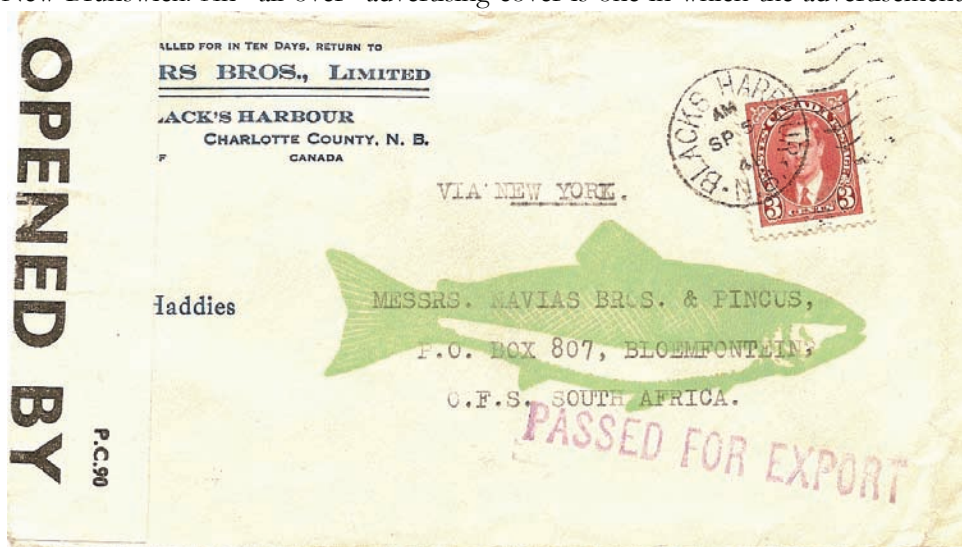
The late 19th and early 20th centuries were probably the zenith for advertising covers. More recent years have seen them continue, but their use has slowed as companies become more and more cost conscious. Collectors tend to collect

these by topic area such as typewriters, hotels, horses, fur farms and sellers, farm implements, hardware, guns and ammo, book sellers, or newspapers.

We think the advertising covers of the 20th and 21st centuries are very collectible. We also think they may be scarcer than most people understand, particularly from the last few decades. We would suggest you look at collecting advertising covers two ways:

National Companies: One of the most popular is the Canadian Hudson's Bay Company. Shown in the Arctic topic section is a Hudson's Bay Company cover with its red ensign cachet. Another national company that made great advertising covers was the Bulova Watch Company. The company printed a common ad on their envelopes, but each dealer's store could add their own name and return address to the design. I don't think anyone has ever identified how many different Bulova covers there are waiting for your collection. Gun and ammunition companies are also very popular.

Local Advertising: Here the field is wide open and the potential is infinite. Show below is a really nice "all over" advertising cover from the Connors Brothers of New Brunswick. An "all over" advertising cover is one in which the advertisement

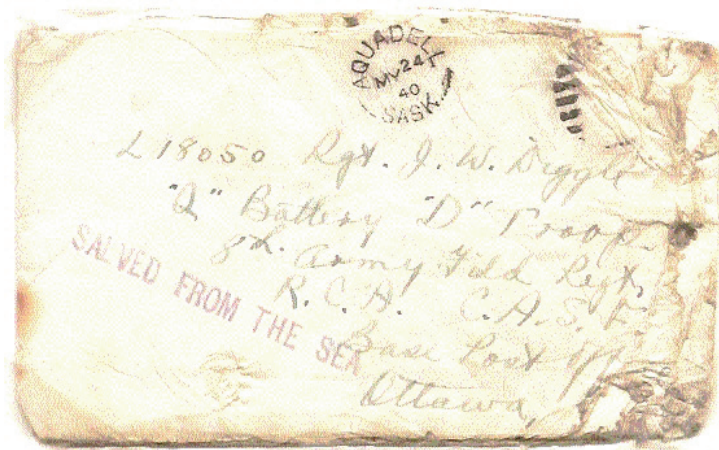


covers the whole envelope. This cover shows a cod fish on the body of the envelope addressed to South Africa during WWII. The envelope has also been opened for inspection by a wartime censor.

The subject of collecting advertising covers is so big you will probably have to limit yourself to a theme (autos, farm machinery, hotels, etc.) or possibly to a location. I have a friend who has developed a very nice collection of advertising covers from Vancouver BC. This is a collecting area where the constraints are only those you put on yourself.

Interrupted Mail

“Neither rain nor snow, nor sleet nor dark of night shall stay these couriers from the swift completion of their appointed rounds” says the supposed creed of postal services. Fire, train wrecks, airplane crashes, robberies, labor stoppages, and war can sure play havoc with mail delivery and herein lies a wonderful potential postal history collection. Collecting interrupted mail, or crash covers as they are sometimes referred to, is a never-ending potential collection because there will always be something that can interrupt the delivery of the mail.



Pictured on this page is a cover that was taken off a torpedoed ship in the North Atlantic Ocean during WWII. The wounded ship S.S. *Eros* was towed by ocean-going tug to the coast of Ireland, where she was beached and the mailbags

removed and forwarded. The stamp is missing as you might expect on a cover that has been immersed in seawater but the letter got delivered. On the front of the cover is the British handstamp SALVED FROM THE SEA.

Collecting Picture Post Cards. Many Canadian stamp collectors also save picture post cards. There are several reasons for saving post cards and several ways to collect them. You may want to save picture post cards of post offices, or perhaps your hometown. You might even use the picture post cards to complement your stamp collection. Transportation-themed cards could be used to show how the mail was moved. Many stamp collectors and postal historians will collect post cards for their address side (not the picture) as illustrations of the postal markings.

Those who choose to collect the picture side of the post card may elect to choose pioneer post cards (produce in 1903 or earlier), patriotic cards (with their fancy printings), or cards produced by specific companies or photographers.

There are two basic types of post cards: printed cards and real photographs. The former are usually less expensive to collect than the latter, but scarce printed cards can also be costly. Printed post cards typically depict scenes that would be visited, places like Niagara Falls as an example. Small towns and resorts would usually have real photo cards; because of their limited printing, they are scarcer and harder to find than printed cards. They also are finer examples of photographic art than are most printed cards.



Manitoba and then back. Between 1935 and 1939, the *S.S. Nascopie* was the EAP ship and she carried north large quantities of philatelic mail. These easily-available

covers bear postmarks from far-north offices such as Craig Harbour, Lake Harbour, and Pond Inlet, Northwest Territories. The difficulty level rises when one looks for EAP postmarks,

registered covers, covers from years before 1935 and after 1939, covers from non-post office points, and commercial (not contrived) mail. Hudson's Bay Company envelopes from the Arctic add color to a collection. The *Nascopie* carried a few covers from Greenland to Canada during World War II. The *Nascopie* grounded and was wrecked in July 1947; covers that survived the wreck

Gradually, catalogues of major Canadian post card series are being compiled, but coverage is far from complete. No matter whether one's collection is a research-type collection or a collection of picture post cards as a supplement to philately, their accumulation is an enjoyable endeavor. This is an area of philately in its infancy and there is lots of room for you to jump in and start something completely new. Finding a gem of a post card and studying it under a magnifying glass, one quickly realizes that a picture really is worth a thousand words.

Arctic and Northwest Mails. The collection of mail carried to or from the Canadian Arctic is fascinating. When one determines the route it has taken, a collector often finds that the cover has survived a very difficult trip. Each summer from 1932 to 1962, there was an expedition (called the Eastern Arctic, Patrol or EAP) that carried a ship-borne post office north to the Arctic from Montreal, going as far as Churchill,



are available. Other Arctic mail to add to a collection includes covers from United States Army Post Offices in the Canadian Arctic, and covers from weather and DEW Line stations. Mail from the western Arctic is also very desirable. Towns on the Mackenzie River have been served by airmail since 1929. Earlier mail is very scarce. In winter, mail often was carried by dog teams. Mail carried through the Northwest Passage combines both the eastern and western Arctic.

XVIII. REVENUES

Federal Revenues

Revenue stamps are used to pay a fee, tax, or credit to a governmental department or authority. These have a long history in both British and Canadian history. A catalogue by E. S. Van Dam is widely used by revenue collectors, and for advanced information the series of eight catalogues by E. Zaluski provide the most recent information compiled about various types of revenues.



Revenues can be organized a variety of ways. Federal issues of stamps included three Bill Stamp issues beginning in 1864, the third contemporaneous with the Large Queens in 1868 and early printings of the Small Queens in 1870. The stamps are generally reasonable in price except for a few dollar values. Some impressive errors exist as imperforate varieties as well as a rare two-color \$2 stamp with an inverted center. Gas inspection stamps were produced for Victoria, Edward, and George V reigns, and as electricity became used at the turn of the century,

electric light inspection stamps were issued, then combined gas and electricity inspection stamps. Mostly these are inexpensive, and imprint blocks are commonly available for most values at reasonable cost. Weights and measures stamps were issued from 1876 up to 1930 and are also generally inexpensive. The Supreme Court of Canada issued stamps associated with petitions and submissions of documents from 1876 to 1938. Included are some of the most expensive revenues, the "In Prize" overprints used during World War I for legal documents related to the capture of German shipping and their disposition as war prizes.

Customs duty stamps were issued in 1912 and 1935, and they can be found on incoming covers that were dutiable. War Tax stamps were issued during World War I for use on a variety of goods and services, as were excise tax stamps. The latter were continued in various issues through World War II, many used on cigarettes, for example. During World Wars I and II, there were war savings stamps that citizens bought to support the effort. They were payable with interest after the war. Small values were pasted into booklets that had to be completed to receive the interest and value. One of the rarest revenue stamps is a \$5 French language version of a WWI savings stamp.

are available. Other Arctic mail to add to a collection includes covers from United States Army Post Offices in the Canadian Arctic, and covers from weather and DEW Line stations. Mail from the western Arctic is also very desirable. Towns on the Mackenzie River have been served by airmail since 1929. Earlier mail is very scarce. In winter, mail often was carried by dog teams. Mail carried through the Northwest Passage combines both the eastern and western Arctic.

XVIII. REVENUES

Federal Revenues

Revenue stamps are used to pay a fee, tax, or credit to a governmental department or authority. These have a long history in both British and Canadian history. A catalogue by E. S. Van Dam is widely used by revenue collectors, and for advanced information the series of eight catalogues by E. Zaluski provide the most recent information compiled about various types of revenues.



Revenues can be organized a variety of ways. Federal issues of stamps included three Bill Stamp issues beginning in 1864, the third contemporaneous with the Large Queens in 1868 and early printings of the Small Queens in 1870. The stamps are generally reasonable in price except for a few dollar values. Some impressive errors exist as imperforate varieties as well as a rare two-color \$2 stamp with an inverted center. Gas inspection stamps were produced for Victoria, Edward, and George V reigns, and as electricity became used at the turn of the century,

electric light inspection stamps were issued, then combined gas and electricity inspection stamps. Mostly these are inexpensive, and imprint blocks are commonly available for most values at reasonable cost. Weights and measures stamps were issued from 1876 up to 1930 and are also generally inexpensive. The Supreme Court of Canada issued stamps associated with petitions and submissions of documents from 1876 to 1938. Included are some of the most expensive revenues, the "In Prize" overprints used during World War I for legal documents related to the capture of German shipping and their disposition as war prizes.

Customs duty stamps were issued in 1912 and 1935, and they can be found on incoming covers that were dutiable. War Tax stamps were issued during World War I for use on a variety of goods and services, as were excise tax stamps. The latter were continued in various issues through World War II, many used on cigarettes, for example. During World Wars I and II, there were war savings stamps that citizens bought to support the effort. They were payable with interest after the war. Small values were pasted into booklets that had to be completed to receive the interest and value. One of the rarest revenue stamps is a \$5 French language version of a WWI savings stamp.

Other types of Federal revenues include consular fee stamps, embossed cheque stamps, medicine stamps, playing card stamps, postal note stamps, unemployment insurance stamps, lock seals (used at distilleries and excise warehouses), and petroleum stamps.

Provincial Revenues

Most provinces produced revenue stamps for various tax collection, including law stamps related to filing legal documents, telephone tax stamps (as telephones became commonly used), and various special taxes. Newfoundland issued inland revenue stamps from 1898 to the 1940s as a separate colony, and other issues as part of Canada. It also issued customs duty, war savings, transportation tax, and a beer stamp in 1938. Interestingly, Cape Breton, which is part of Nova Scotia, issued separate law stamps associated with their law library.

Several of the provinces also issued hunting and conservation stamps, as did the Federal government beginning in 1985. These are quite popular. In particular, Alberta has a great variety of wildlife hunting stamps.

Tobacco Stamps

Tobacco stamps were issued from 1868 onward. The stamps were usually rated in terms of weight for bulk tobacco, or in number of cigarettes or cigars. Many types



of tobacco were produced either internally in Canada or imported as raw tobacco and produced as finished products. These received different colors and stamps. Some of the stamps were used to band packages and are almost 23" long. Almost all were ungummed, intended to be pasted onto the package for which they were intended. A catalogue by Lee Brandom in 1976 is the most recent and comprehensive listing of the tobacco stamps of Canada and Newfoundland. The latter issued a small number of stamps, and they are much scarcer than the Canadian

stamps. At present there are no expensive tobacco stamps of Canada, although recent interest has driven prices upward significantly.

Tobacco stamps can be collected as singles or in sheets. Most have serial numbers on them to maintain records of use. Some have plate numbers and imprints, or coupon receipts that were intended to be torn off once the stamps were used. A great many remainders were held and later sold to collectors when late 19th century stamps were no longer used. These were erroneously labeled as proofs, but are in fact regular stamps that never received serial numbers. Recently a large number of plate proofs on india paper pasted on card have become available from the American Bank Note Company sale of proofs that took place in 1990. A few die proofs exist but they are rare and expensive.

XIX. PHILATELIC LITERATURE

Most specialists soon accumulate articles, catalogues, and books related to their topics. Often, as collecting interests change, the accumulation approaches library size. Some collectors become so interested in the philatelic literature that they specialize in the works themselves. This collecting can greatly aid in understanding a specialty area or an entire field of collecting, but may simply be the collecting bug focused on the literature. A few decades ago, it was at least feasible to assemble a reasonably complete worldwide philatelic literature library, and quite a few comprehensive collections were developed. More recently the sheer volume of books on all the different collecting areas probably prohibits ever again pursuing completeness. Even in BNA philately, the expansion of major reference works from about ten in 1970 to hundreds today requires a significant expenditure, as new works quite commonly command \$100+ each. Nevertheless, a time-tested recommendation is that spending money on a library always pays off, particularly in advanced knowledge that develops a keen eye for rare items not seen by others. We can attest to this personally because many rarities have come our way for the price of the ordinary item because of our libraries.

Libraries typically consist of four elements: books, auction catalogues, articles from philatelic journals, and newspapers. More recently, scans and listings from internet auctions and sites are saved. At the end of this work, we list what we feel is a list of the general works most BNA collectors will find useful. Beyond those, searches of various stamp society websites, such as the BNAPS site, will lead to more specialized works. Also, online searches using good browsers such as Google or a good research library can quickly locate additional works. While many auction companies have BNA stamps for sale, the auction catalogues typically collected are those of companies that specialize in BNA material or who occasionally conduct auctions predominantly or entirely of BNA material. The only current stamp newspaper that emphasizes BNA material is the *Canadian Stamp News*. The majority of specialized research articles will be found in *BNA Topics* (journal of BNAPS), *Maple Leaves* (journal of the Canadian Philatelic Society of Great Britain), and the *PHSC Journal* of the Postal History Society of Canada. Addresses of these societies

stamps. At present there are no expensive tobacco stamps of Canada, although recent interest has driven prices upward significantly.

Tobacco stamps can be collected as singles or in sheets. Most have serial numbers on them to maintain records of use. Some have plate numbers and imprints, or coupon receipts that were intended to be torn off once the stamps were used. A great many remainders were held and later sold to collectors when late 19th century stamps were no longer used. These were erroneously labeled as proofs, but are in fact regular stamps that never received serial numbers. Recently a large number of plate proofs on india paper pasted on card have become available from the American Bank Note Company sale of proofs that took place in 1990. A few die proofs exist but they are rare and expensive.

XIX. PHILATELIC LITERATURE

Most specialists soon accumulate articles, catalogues, and books related to their topics. Often, as collecting interests change, the accumulation approaches library size. Some collectors become so interested in the philatelic literature that they specialize in the works themselves. This collecting can greatly aid in understanding a specialty area or an entire field of collecting, but may simply be the collecting bug focused on the literature. A few decades ago, it was at least feasible to assemble a reasonably complete worldwide philatelic literature library, and quite a few comprehensive collections were developed. More recently the sheer volume of books on all the different collecting areas probably prohibits ever again pursuing completeness. Even in BNA philately, the expansion of major reference works from about ten in 1970 to hundreds today requires a significant expenditure, as new works quite commonly command \$100+ each. Nevertheless, a time-tested recommendation is that spending money on a library always pays off, particularly in advanced knowledge that develops a keen eye for rare items not seen by others. We can attest to this personally because many rarities have come our way for the price of the ordinary item because of our libraries.

Libraries typically consist of four elements: books, auction catalogues, articles from philatelic journals, and newspapers. More recently, scans and listings from internet auctions and sites are saved. At the end of this work, we list what we feel is a list of the general works most BNA collectors will find useful. Beyond those, searches of various stamp society websites, such as the BNAPS site, will lead to more specialized works. Also, online searches using good browsers such as Google or a good research library can quickly locate additional works. While many auction companies have BNA stamps for sale, the auction catalogues typically collected are those of companies that specialize in BNA material or who occasionally conduct auctions predominantly or entirely of BNA material. The only current stamp newspaper that emphasizes BNA material is the *Canadian Stamp News*. The majority of specialized research articles will be found in *BNA Topics* (journal of BNAPS), *Maple Leaves* (journal of the Canadian Philatelic Society of Great Britain), and the *PHSC Journal* of the Postal History Society of Canada. Addresses of these societies

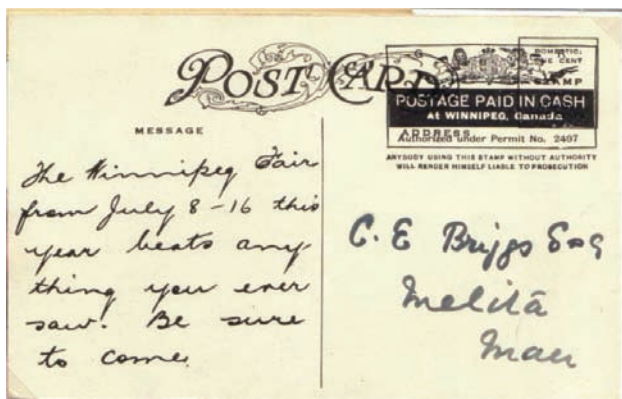
are provided toward the end of this work. Journals of other societies, such as the Royal Philatelic Society of Canada and the American Philatelic Society, also often include works on BNA collecting, since in both Canada and the U.S. there are many collectors of BNA. Perhaps you the reader already belong to one or both of these.

The internet has already changed the way collecting is done through online auctions and websites. Material that was difficult to find a decade ago now is often seen through these venues. For personal use, it is quite permissible to copy an image from the computer to store it either electronically or in print. Since the image is owned by the person who has established the website (or the image is used by permission of another owner), in general it is not permissible to use that image in any public way without obtaining permission from the owner. The law varies by country, however, and one must verify the permissible usages where one lives. In our own experience, we have seen and documented items that have never before been described, such as new plate flaws in stamps and new destinations and frankings. The discoveries themselves cannot in general be copyrighted since they appear in a public venue, so that they may be described, even though without permission the image cannot be used. We have found most image holders are very generous in permitting use of their image for nonprofit uses.

XX. PERMIT MARKS AND METER CANCELS

Permit Mail

Starting in the year 1903, companies mailing large volumes of advertising and catalogues no longer were required to put stamps on each item. They could print on each cover or card a boxed mark very like a stamp that indicated the town of mailing and the permit number that they were assigned by the Post



Office. The form of this printed marking changed over time, and there is now available a catalogue of these compiled by Dick Staeker. The first permits were rectangular with E and R in the top corners (Edward Rex). The first permits under George V's reign had G and R, but these were later dropped. Permits changed in size and shape over the years but are still in use today on "junk" mail that many people receive. Early permit covers and cards are scarce, and if there is interesting advertising on a cover, it will command a premium.

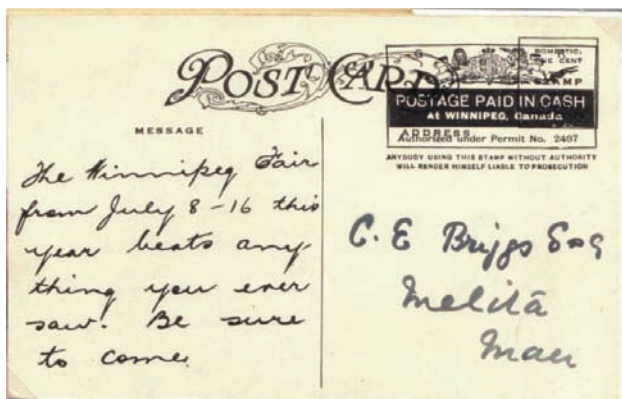
are provided toward the end of this work. Journals of other societies, such as the Royal Philatelic Society of Canada and the American Philatelic Society, also often include works on BNA collecting, since in both Canada and the U.S. there are many collectors of BNA. Perhaps you the reader already belong to one or both of these.

The internet has already changed the way collecting is done through online auctions and websites. Material that was difficult to find a decade ago now is often seen through these venues. For personal use, it is quite permissible to copy an image from the computer to store it either electronically or in print. Since the image is owned by the person who has established the website (or the image is used by permission of another owner), in general it is not permissible to use that image in any public way without obtaining permission from the owner. The law varies by country, however, and one must verify the permissible usages where one lives. In our own experience, we have seen and documented items that have never before been described, such as new plate flaws in stamps and new destinations and frankings. The discoveries themselves cannot in general be copyrighted since they appear in a public venue, so that they may be described, even though without permission the image cannot be used. We have found most image holders are very generous in permitting use of their image for nonprofit uses.

XX. PERMIT MARKS AND METER CANCELS

Permit Mail

Starting in the year 1903, companies mailing large volumes of advertising and catalogues no longer were required to put stamps on each item. They could print on each cover or card a boxed mark very like a stamp that indicated the town of mailing and the permit number that they were assigned by the Post



Office. The form of this printed marking changed over time, and there is now available a catalogue of these compiled by Dick Staeker. The first permits were rectangular with E and R in the top corners (Edward Rex). The first permits under George V's reign had G and R, but these were later dropped. Permits changed in size and shape over the years but are still in use today on "junk" mail that many people receive. Early permit covers and cards are scarce, and if there is interesting advertising on a cover, it will command a premium.

Meter Cancels.

Meter machines were developed before WW I but the war delayed their use until the 1920s. Early SPECIMEN and dated examples from Canada can be found with 1923 dates. Pitney-Bowes Co. of the U.S. produced the first meter machines. These were introduced in various cities. With their ease of use for large mailing and good accountability for postage, they



were used by larger companies in the 1920s. Other companies competed for business and different types can be collected to show the varieties used. While never having the interest that stamped mail generates, from a postal history perspective, metered mail shows the same usage, and for modern mail it may be the primary way to show many postal rates. Early metered mail from the 1920s and 1930s to foreign destinations, for example, is quite scarce. Advertising covers and slogans add greatly to their appeal.

XXI. MAJOR SOCIETIES ASSOCIATED WITH CANADIAN PHILATELY

Stamp collecting and postal history collecting societies are numerous, and many might help you study your specialization. For example, a person who specializes in Canada's involvement in WWII might find advantages in belonging not only to a Canadian society but to any one of the numerous societies dedicated to the study of WWII. Listed below are the four key societies that focus on the stamps and postal history of Canada.

Canadian-Oriented Philatelic Societies

(A) BNAPS (The British North America Philatelic Society)

BNAPS, the sponsor of this book, is a society dedicated to the study of Canadian philately. You can reach them online at www.BNAPS.org.

Membership carries many privileges:

1. BNAPS produces two quarterly journals. *BNA Topics* is a scholarly publication containing many articles on varied Canadian philatelic subjects. *BNA PortraitS* is a quarterly journal that contains the business issues and news of BNAPS.
2. Regional Group membership allows you to be in regular communication with members close to you geographically. Regions within BNAPS all work a little differently, from one that holds monthly meetings to one

Meter Cancels.

Meter machines were developed before WW I but the war delayed their use until the 1920s. Early SPECIMEN and dated examples from Canada can be found with 1923



dates. Pitney-Bowes Co. of the U.S. produced the first meter machines. These were introduced in various cities. With their ease of use for large mailing and good accountability for postage, they

were used by larger companies in the 1920s. Other companies competed for business and different types can be collected to show the varieties used. While never having the interest that stamped mail generates, from a postal history perspective, metered mail shows the same usage, and for modern mail it may be the primary way to show many postal rates. Early metered mail from the 1920s and 1930s to foreign destinations, for example, is quite scarce. Advertising covers and slogans add greatly to their appeal.

XXI. MAJOR SOCIETIES ASSOCIATED WITH CANADIAN PHILATELY

Stamp collecting and postal history collecting societies are numerous, and many might help you study your specialization. For example, a person who specializes in Canada's involvement in WWII might find advantages in belonging not only to a Canadian society but to any one of the numerous societies dedicated to the study of WWII. Listed below are the four key societies that focus on the stamps and postal history of Canada.

Canadian-Oriented Philatelic Societies

(A) BNAPS (The British North America Philatelic Society)

BNAPS, the sponsor of this book, is a society dedicated to the study of Canadian philately. You can reach them online at www.BNAPS.org.

Membership carries many privileges:

1. BNAPS produces two quarterly journals. *BNA Topics* is a scholarly publication containing many articles on varied Canadian philatelic subjects. *BNA PortraitS* is a quarterly journal that contains the business issues and news of BNAPS.
2. Regional Group membership allows you to be in regular communication with members close to you geographically. Regions within BNAPS all work a little differently, from one that holds monthly meetings to one

that meets for a long weekend annually. Noncollecting spouses or partners are always welcome, and some great friendships can be developed through attendance at regional group meetings.

3. Study Group membership provides contact among members having similar specialty interests. BNAPS has an ever-increasing number of study groups as one of its foundations. We like study group membership because it allows us to put forward different ideas so that the other members can critique them, and support or explain them by showing pertinent material. This sharing of information allows the hobby to grow. As a new member in BNAPS, you will get a year's free membership in any study group you want. Study group membership is not expensive (the fees usually just cover the cost of mailing newsletters).
4. BNAPEX is the acronym for the annual get together of BNAPS members. This three-day event moves from city to city in North America. It usually has a bourse with many of the best Canadian dealers available in one location. There is usually a 120–180 frame stamp exhibit with a showing of some of the finest Canadian stamp exhibits in existence.
5. BNAPS is dedicated not only to publishing meaningful books on the topic of collecting BNA but also to creating books showing some of the great exhibits created by members of BNAPS (see section XXII). Members of BNAPS get a significant discount on the books published by BNAPS; in fact the discount on a book sometimes can be large enough to pay for your annual dues in BNAPS.
6. BNAPS also carries stamps and postal history items for sale on their web site. Members who want to make things available to a knowledgeable market place use this sales area.

(B) CPS of GB (Canadian Philatelic Society of Great Britain)

Established in the 1930s, this society was established to support collectors of Canadian philately who resided in Great Britain. It is now one of the premier Canadian philatelic societies, and deserves your time and attention.

1. The CPS of GB publishes a quarterly journal titled *Maple Leaves* and, like *BNA Topics*, it is a scholarly journal with many and varied subjects written by some of the most recognized names in BNA philately.
2. The CPS of GB maintains an interesting and useful web site at www.canadianpssgb.org.uk, where interesting articles maybe found. At this web site, you'll see that membership fees for this society can be paid in pounds, or even in USA or Canadian dollars. This is convenient for those of us in North America.
3. CPS of GB holds an annual convention in the British Isles. This convention is noted for its social side, with many programs designed to entertain the noncollecting partner.
4. The society maintains an extensive lending library for members. Its catalogue lists the weights of publications held. Mailing costs might be

such that borrowing books by U.S. or Canadian members may best be done through BNAPS or the American Philatelic Society.

5. CPS of GB holds two auctions a year, providing another location for collectors of BNA material to find relatively hard to locate items.

(C) PHSC (Postal History Society of Canada)

This society is dedicated to the postal history side of collecting Canada, and produces an excellent journal.

1. The *PHSC Journal* is a quarterly publication that by all measures is a high-quality publication, with articles written on many subjects concerning postal history.
2. The society has two web pages. At www.postalhistorycanada.org, the member or collector can link to many other societies and study groups. This web site also has a number of features open to all collectors, including some articles, lists of new Canadian post offices, and lists of trans-Pacific steamship sailings. In addition, for members, at www.postalhistorycanada.net there is a developing database web site containing back issues of the *Journal* and some study-group newsletters, and lists of Canadian post offices and their postmarks. Certain data are open to all collectors.
3. The PHSC has a number of active study groups available.

(D) SHPQ (Société d'Histoire Postale du Quebec)

SHPQ is a French-language philatelic society, highly regarded but without an English translation available. Membership here is recommended for anyone collecting the mails of Quebec.

1. SHPQ produces a journal—*Les bureaux de poste du Quebec*—dedicated to the study of the postal history of Quebec.
2. The society maintains a French-language web site at www.shpq.org.

Generalist Philatelic Societies

Earlier in this section, we described societies that serve the collectors of BNA material. There are a few societies serving the general stamp or postal history collectors that bear a mention in this book. The two most important generalist societies for those of us in North America are the Royal Philatelic Society of Canada and the American Philatelic Society.

(A) RPSC (Royal Philatelic Society of Canada)

Canada's national society serves all collectors and produces the *Canadian Philatelist*, its philatelic journal, six times a year. Subjects in this journal can be anything dealing with stamps, shows, judging, and the many things we philatelists desire. Information about the RPSC can be found at www.rpsc.org.

1. Probably the most important service offered to the collector is the insurance available at a discounted rate.
2. The society has sales circuits available; the member must bear the expense of mailing the circuits.

3. There are numerous chapters (local stamp clubs) around Canada, and a complete list of them is available on their web site and in each issue of the *Canadian Philatelist*.
4. The RPSC is the “keeper of the keys” when it comes to philatelic judging in Canada. The RPSC gives accreditation to Canadian regional-level, national-level, and international-level philatelic judges.
5. There are numerous slide programs available for those who wish to present a program at their local club.
6. The RPSC holds an annual convention, and exhibiting and winning a high award at their Royal/Royale show is major accomplishment.
7. On the RPSC web site, there are useful suggestions about estate planning.

(B) APS (American Philatelic Society)

Very similar to the RPSC, the APS offers the same amenities as the RPSC. For those of us living in the USA, the insurance program is more logical because insuring across the border is sometimes impossible. The society can be found on line at www.stamps.org.

1. The APS produces *The American Philatelist*, its monthly stamp journal. It is a very well done magazine. Like the *Canadian Philatelist*, *The American Philatelist* has articles on all kinds of stamp issues.
2. The APS sponsors a number of nationally-ranked philatelic events around the USA. The winner of each of these stamp shows gets to compete in their Champion of Champions show held each year at their annual convention.

There are numerous societies out there that specialize in any number of particular topics. If you specialize in airmail within Canada, perhaps a membership in the American Air Mail Society would serve your needs. You will have to explore your area of specialization to determine if membership in any of these societies meets your needs.

XXII. CANADIAN LITERATURE RESOURCES

We have worried about how to write this section of our little book. While we could produce a long list of publications we have used over the years, that would only be of value to you if you want to collect what we do! However, we did promise to present a summary of useful books. We'll describe Canadian literature resources in two ways: first, through a list of publications that will help every BNA collector, then by direction to detailed, specialty publications.

Basic References. There are some classic books that every BNA collector should either own or be familiar with. Aside from numerous catalogues (mostly just lists of stamps and their prices), these three books describe Canada's earlier stamps.

The Postage Stamps and Postal History of Canada, W.S. Boggs, Chambers Publishing, Kalamazoo, Michigan (1945). This two-volume book (available also as a reprint)

3. There are numerous chapters (local stamp clubs) around Canada, and a complete list of them is available on their web site and in each issue of the *Canadian Philatelist*.
4. The RPSC is the “keeper of the keys” when it comes to philatelic judging in Canada. The RPSC gives accreditation to Canadian regional-level, national-level, and international-level philatelic judges.
5. There are numerous slide programs available for those who wish to present a program at their local club.
6. The RPSC holds an annual convention, and exhibiting and winning a high award at their Royal/Royale show is major accomplishment.
7. On the RPSC web site, there are useful suggestions about estate planning.

(B) APS (American Philatelic Society)

Very similar to the RPSC, the APS offers the same amenities as the RPSC. For those of us living in the USA, the insurance program is more logical because insuring across the border is sometimes impossible. The society can be found on line at www.stamps.org.

1. The APS produces *The American Philatelist*, its monthly stamp journal. It is a very well done magazine. Like the *Canadian Philatelist*, *The American Philatelist* has articles on all kinds of stamp issues.
2. The APS sponsors a number of nationally-ranked philatelic events around the USA. The winner of each of these stamp shows gets to compete in their Champion of Champions show held each year at their annual convention.

There are numerous societies out there that specialize in any number of particular topics. If you specialize in airmail within Canada, perhaps a membership in the American Air Mail Society would serve your needs. You will have to explore your area of specialization to determine if membership in any of these societies meets your needs.

XXII. CANADIAN LITERATURE RESOURCES

We have worried about how to write this section of our little book. While we could produce a long list of publications we have used over the years, that would only be of value to you if you want to collect what we do! However, we did promise to present a summary of useful books. We'll describe Canadian literature resources in two ways: first, through a list of publications that will help every BNA collector, then by direction to detailed, specialty publications.

Basic References. There are some classic books that every BNA collector should either own or be familiar with. Aside from numerous catalogues (mostly just lists of stamps and their prices), these three books describe Canada's earlier stamps.

The Postage Stamps and Postal History of Canada, W.S. Boggs, Chambers Publishing, Kalamazoo, Michigan (1945). This two-volume book (available also as a reprint)

describes early BNA stamps and postal history. It was based mainly on the comprehensive collection of Alfred Lichtenstein.

The Encyclopedia of British Empire Postage Stamps. Volume V, North America, Robson Lowe, London, England (1973). This large book covers Canada to about 1950, and is especially helpful with early postage rates.

B.N.A. Book. Stamps of British North America, Fred Jarrett, privately published, Toronto (1929). This reference work was the competitive target of the Boggs volumes. Jarrett's large section on early postmarks is still very useful.

There are books devoted to single stamp issues. For example, the Large Queen stamps and their postal history are described in *The Large Queen Stamps of Canada and Their Use 1868–1872* by H.E. & H.W. Duckworth. George Arfken (sometimes with colleagues) has produced postal history monographs on the Pence, Decimal, Small Queen, and late Victorian-Edward eras. Steinhart wrote a book on the Admiral era postal history. There are monographs devoted to the Small Queens by Hilson, to the Edward and Admiral stamps by Marler. Study groups and articles in journals have updated information from these books. Robin Harris has produced a series of book describing many of the Elizabethan stamps of Canada.

Articles in philatelic journals are essential information. Back issues of *BNAPS Topics* are online in the Horace Harrison Library on the BNAPS web site. A searchable index is available, too. The *Canadian Philatelist* is archived at the RPSC web site, and the PHSC web site allows its members to read the issues of the *PHSC Journal* online. The other major journal about BNA stamps is *Maple Leaves* by the Canadian Philatelic Society of Great Britain.

Specialized Publications. Today, you as stamp collectors—setting out on whatever specialization you choose—have a tremendous tool available to you and that is the Internet. With the Internet, you can access various archives, talk to strangers in foreign countries, and “Google” just about any question you have. We recommend that you utilize the www.BNAPS.org web site, look at the Education section, and read some of the articles on specialization that are there.

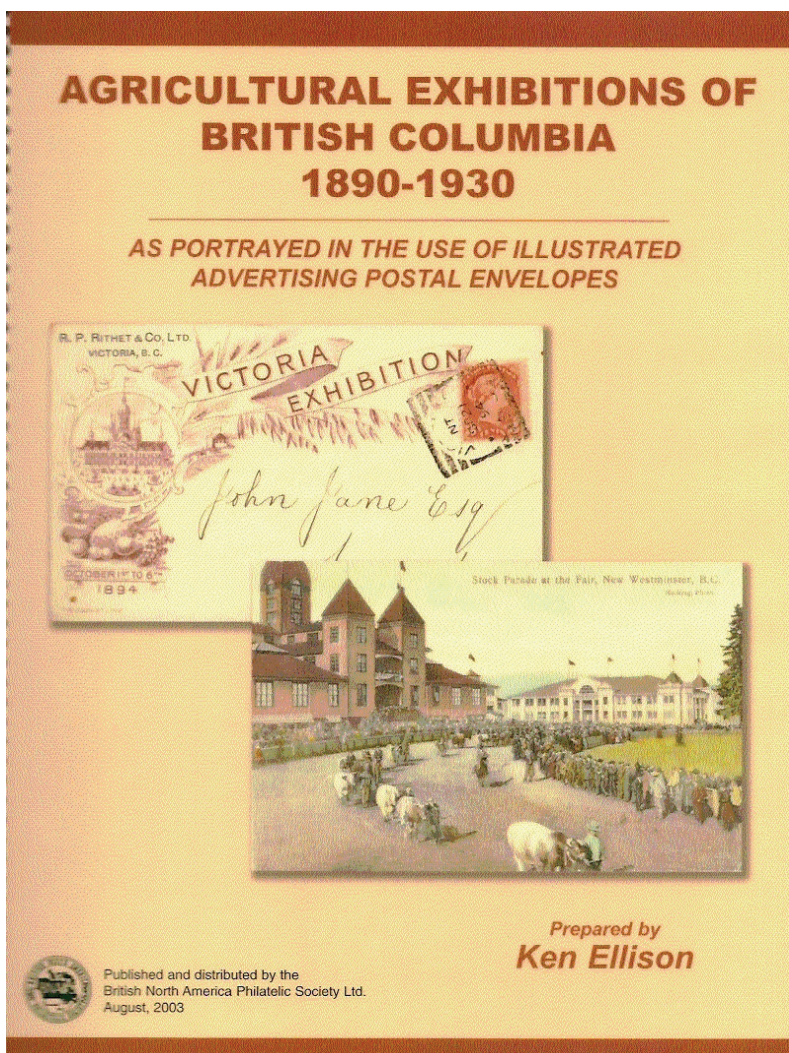
After determining your specialization, look at the BNAPS bookseller and see if there are books dedicated to your area of interest. There are books on individual types of cancels, books on revenue stamps, and books on areas of postal history. Look too at the very well regarded BNAPS Exhibit series. These books, which picture past medal-winning exhibits, are a treasure trove of information and technique on how to present a serious study. Many of the exhibits available in these books have been broken up and no longer exist. BNAPS has elected to record these fine exhibits in hopes of preserving our philatelic history.

As a member of BNAPS, think seriously about joining a study group that interests you. There you can share information or learn from other study group members. Some study groups have archived their newsletters (both BNAPS and PHSC have this feature). At the study-group level of publications, there is room for error; the members are trying to elicit other opinions or confirm their findings and

assumptions. As a member you are free to write up, or challenge what is being said in someone else's paper. It's this exchange of ideas that creates a finished idea that can then be *formally* published.

Shown below is an example of one of the booklets of the BNAPS Exhibit series, one on *Agricultural Exhibitions of British Columbia 1890–1930* by Ken Ellison. This is a pretty specialized collection but it shows what might be done, what is available, and how to present such a narrow topical subject.

Whatever you do, enjoy your collecting. If you are like us, you will find that it can be many years of fun.



AN INTRODUCTION TO BNAPS

The **British North America Philatelic Society Ltd., BNAPS**, is an international organization devoted to the collecting and study of the stamps, postal markings, and postal history of Canada and its pre-Confederation colonies. Whether you are at the start of your Canadian adventure or have already developed areas of expertise you will find a warm **BNAPS** welcome when you become a member. Our members, whether general collectors, respected dealers or distinguished authors, enjoy good conversation and correspondence about all aspects of BNA philately.

PUBLICATIONS

BNAPS Topics, the journal of BNAPS, is published quarterly and mailed to all members. Each issue is packed with information and original articles about BNA philately. The journal is fully indexed and a cumulative index for its first fifty years is available.

BNAPS Portraits, the Society's newsletter, is also published quarterly and contains news about the social and business side of **BNAPS**.

The **BNAPS** publishing program regularly produces handbooks, catalogs and reproductions of members' award winning exhibits to further its educational objective of expanding the understanding of BNA philately.

BNAPS books are available to members at significant discounts from the retail price.

SPECIALIZED STUDY GROUPS

Popular areas of activity within BNAPS are the many study groups which afford members the opportunity to communicate with each other over shared interests. Each study group publishes its own newsletter in which members exchange opinions and report findings. The Study Groups are responsible for the seminar presentations at the annual conference; and, provide an opportunity for members to discuss their recent discoveries and puzzles.

BNAPS REGIONAL GROUPS

In several areas of Canada and the United States BNAPS members have formed regional groups which meet in addition to the annual convention. These meetings provide yet another opportunity for the discussion and swapping of BNA materials.

PHILATELIC EXCHANGE CIRCUITS

Members enjoy access to the web-based BNAPS exchange circuit and the opportunity of disposing of unwanted or duplicate material and acquiring new items at very reasonable prices – see what is available at <http://.bnaps.org/circuits/circuits.htm>

BNAPS Web Site <http://bnaps.org/>

BNAPS maintains an award winning web site which provides general and specialized information about BNA philately. Included are up-to-date sources of information about society activities, a puzzler page offering members philatelic challenges, a BNAPS youth site (to encourage younger collectors), links to relevant web sites and information about the history of **BNAPS**.

To become a member of **BNAPS** go to the BNAPS website and click on 'Join BNAPS'

ANNUAL CONVENTION

Each fall **BNAPS** meets for its convention and exhibition at locations alternating between Canada and the United States. If you have ever attended a typical stamp convention or commercial bourse and found yourself wandering about aimlessly knowing practically no one, then a **BNAPS** convention will be a real treat for you. Highlights of each convention include top-notch BNA exhibits by members, a nucleus of well stocked BNA dealers, study group seminars, and spouse activities. Here you will have a chance to meet and make friends with more collectors who share your interest than you ever thought possible.